

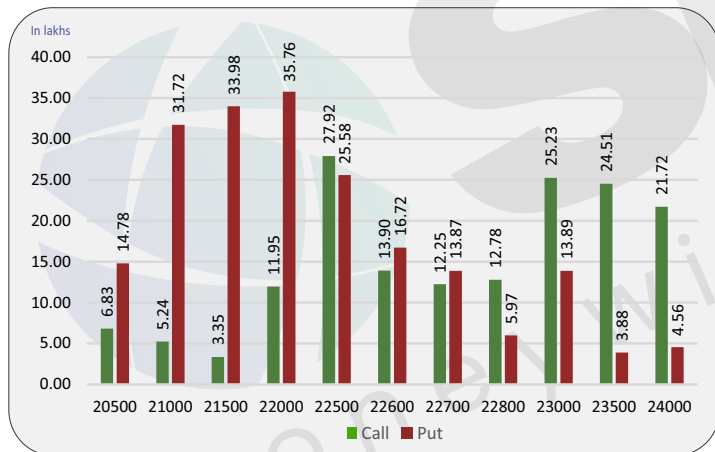
Index level

Index	Close	S1	S2	R1	R2
NIFTY	22394	22300	22200	22500	22600
BANKNIFTY	48175	48000	47800	48400	48600

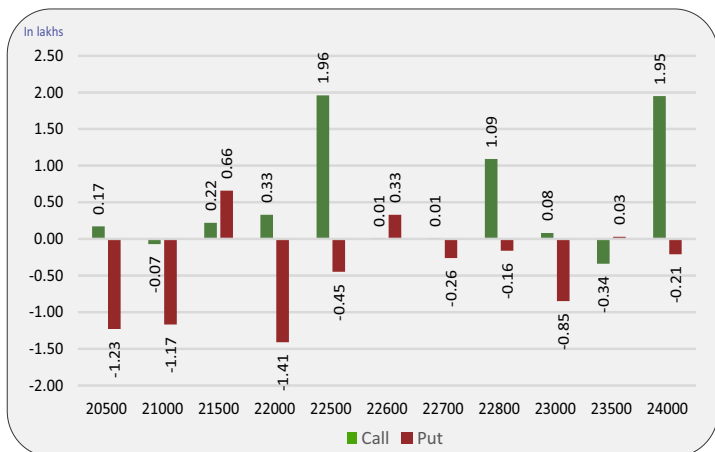
Nifty snapshot

	08-May	07-May
Nifty Spot	22302.50	22302.50
Nifty May	22393.85	22381.80
Nifty Jun	22504.70	22494.05
Chg. OI (May) (%)	1.16	-3.84
Chg. OI (Jun) (%)	25.59	19.10
50 Day SMA	22304	22299
100 Day SMA	21961	21951
200 Day SMA	20807	20800

Nifty option OI concentration



Nifty option OI change



Nifty outlook

Gift Nifty 22374 (-20)

Today the markets are likely to open on flat note. All the emerging markets are trading green. The coming session is likely to witness a range of 22300 on declines and 22500 on advances.

Stock is in ban period

ABFRL, BALRAMCHIN, BIOCON, CANBK, GMRINFRA, IDEA, PEL, PNB, SAIL, ZEEL

Sentiment indicator

	08-May	07-May	06-May	03-May	02-May
NIFTY Discount/Premium	91.35	79.30	107.45	99.35	125.75
COST OF CARRY%	0.72	0.70	0.70	0.67	0.67
PCR(OI)	1.22	1.25	1.28	1.29	1.39
PCR(VOL)	1.05	0.87	0.95	1.18	1.16
A/D RATIO(Nifty 50)	1.45	0.40	0.75	0.32	1.45
A/D RATIO(All FO Stock)*	2.02	0.19	0.51	0.38	2.26
IMPLIED VOLATILITY	13.25	13.52	13.40	12.47	11.76
VIX	17.08	17.01	16.60	14.62	13.45
HISTORICAL VOLATILITY	14.24	14.27	14.28	14.32	14.32

*All Future Stock

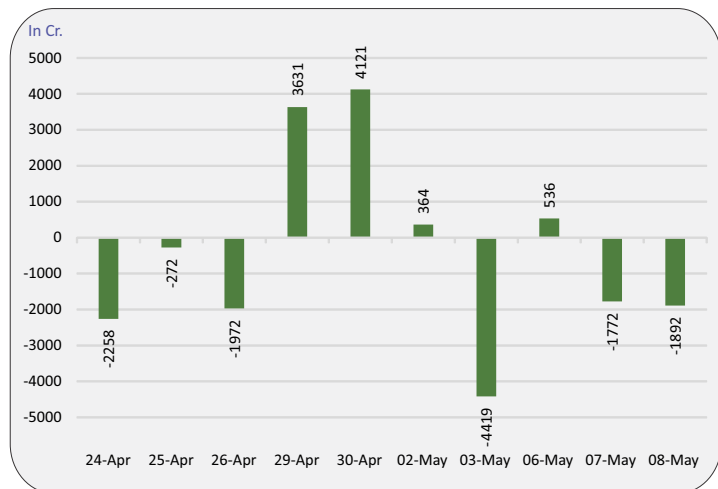
Nifty v/s OI

Date	Nifty	% Change	Open Interest	% Change
29-Apr	22751	0.9%	10735775	3.2%
30-Apr	22718	-0.1%	10775525	0.4%
02-May	22774	0.2%	11047500	2.5%
03-May	22575	-0.9%	10451150	-5.4%
06-May	22550	-0.1%	11047300	5.7%
07-May	22382	-0.7%	10622675	-3.8%
08-May	22394	0.1%	10746375	1.2%

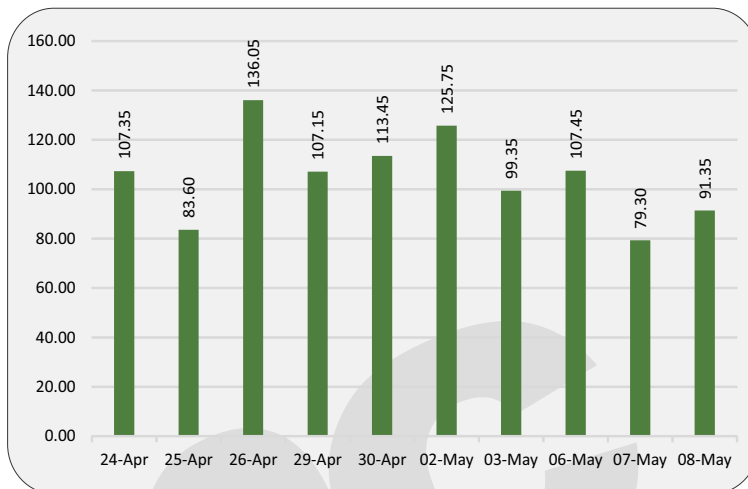
Fund flow (FII/DII)

	Net investment (in cr)
FII INDEX FUTURE	-1892
FII INDEX OPTION	-11963
FII STOCK FUTURE	103
FII STOCK OPTION	-495
FII CASH	-6,669
DII CASH	5,929

FII'S activity in Nifty future



Nifty discount / premium



Top 10 long build up

	LTP	% Change	Open Interest	% OI Change
TVSMOTOR	2016.9	1.31%	6599600	14.40%
EXIDEIND	463.8	1.72%	13024800	7.14%
MARICO	597.8	2.17%	15411600	6.92%
ESCORTS	3553.4	2.67%	12611150	6.31%
IGL	445.5	3.74%	22215875	6.18%
POLYCAB	5962.4	2.02%	2009100	6.09%
BHARATFORG	1411.6	13.49%	7048000	5.03%
SBIN	805.8	0.96%	97842750	4.99%
CROMPTON	342.6	6.00%	15327000	4.16%
BRITANNIA	5263.6	1.11%	2650400	3.39%

Indices to out perform

	Closing	% Change
FMCG	56009	0.44%
IT	33335	-0.41%
AUTO	22459	1.56%
PSE	9966	2.39%
INFRA	8422	1.19%

Indices to under perform

	Closing	% Change
BANK	48021	-0.55%
PHARMA	18851	0.02%
FIN SERVICE	21428	-0.53%
SMALLCAP	16461	0.57%
PSU BANK	7148	0.88%

Top 10 short build up

	LTP	% Change	Open Interest	% OI Change
PIDILITIND	2825.8	-4.57%	2037750	16.53%
VOLTAS	1318.3	-5.00%	5590800	14.36%
PEL	899.6	-3.11%	13141500	10.15%
BERGEPAIN	494.5	-3.19%	16039320	8.53%
CANBK	560.2	-3.23%	69487200	5.96%
TORNTPHARM	2606.7	-1.13%	1301750	5.70%
HCLTECH	1323.0	-1.23%	22474200	5.65%
ASIANPAINT	2840.0	-2.69%	10376400	5.03%
DABUR	560.6	-0.17%	20850000	4.54%
ICICIBANK	1129.3	-0.74%	85336300	4.46%

Stocks to out perform

	Closing	% Change
MARICO	597.8	2.17%
RECLTD	537.9	5.47%
HDFCAMC	3730.0	-1.39%
M&MFIN	254.4	-0.88%
GAIL	202.0	4.07%

Stocks to under perform

	Closing	% Change
DRREDDY	6067.3	-3.14%
GODREJCP	1345.2	2.11%
MFSL	988.6	1.29%
UBL	2012.4	1.49%
TECHM	1294.4	-0.44%

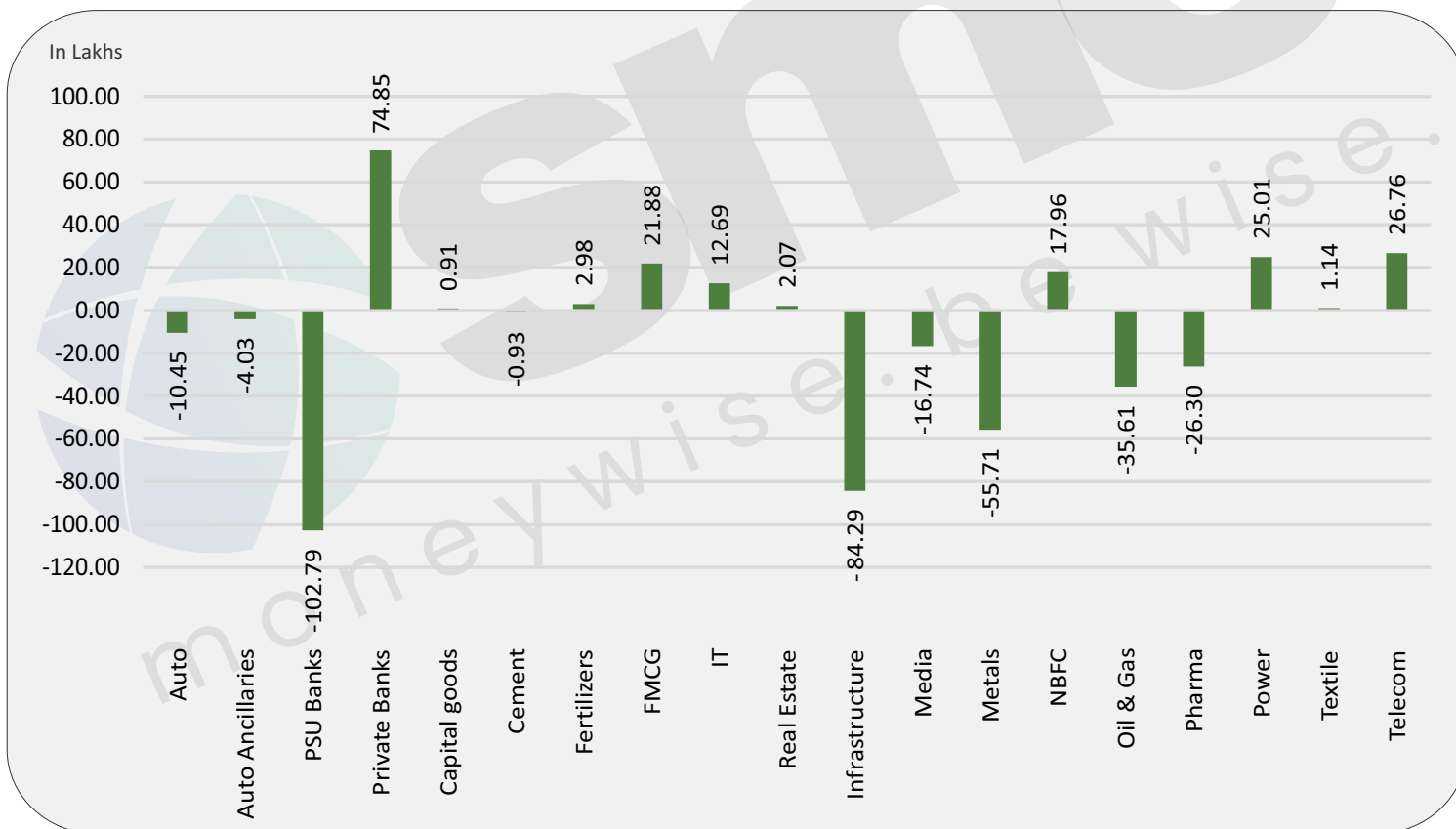
Sector overview

Scripts/Indexes	OI Change	Volume Change (%)	Price Change	Remark
Auto	-1045300	31.2%	1.7%	Short Covering
Auto Ancillaries	-403200	322.8%	6.0%	Short Covering
PSU Banks	-10279250	72.6%	0.2%	Short Covering
Private Banks	7484525	24.1%	-0.5%	Short Buildup
Capital goods	90600	48.7%	2.7%	Long Buildup
Cement	-92776	-20.2%	0.0%	Long Unwinding
Fertilizers	297550	-38.7%	0.6%	Long Buildup
FMCG	2187725	-62.9%	0.5%	Long Buildup
IT	1268500	-27.4%	-0.4%	Short Buildup
Real Estate	206750	-44.8%	0.5%	Long Buildup

Sector overview

Scripts/Indexes	OI Change	Volume Change (%)	Price Change	Remark
Infrastructure	-8428750	-38.4%	2.1%	Short Covering
Media	-1674000	-76.9%	1.4%	Short Covering
Metals	-5571025	-16.8%	1.9%	Short Covering
NBFC	1796375	3.1%	0.0%	Long Buildup
Oil & Gas	-3561150	-7.2%	2.5%	Short Covering
Pharma	-2630400	-31.9%	0.7%	Short Covering
Power	2501025	-6.3%	1.5%	Long Buildup
Textile	114285	-45.0%	-1.3%	Short Buildup
Telecom	2676400	-16.4%	0.0%	Long Buildup

Change in sector open interest



E-mail: smc.care@smcindiaonline.com



Corporate Office:

11/6B, Shanti Chamber,
Pusa Road, New Delhi - 110005
Tel: +91-11-30111000
www.smcindiaonline.com

Mumbai Office:

Lotus Corporate Park, A Wing 401 / 402, 4th Floor,
Graham Firth Steel Compound, Off Western
Express Highway, Jay Coach Signal, Goreagon
(East) Mumbai - 400063
Tel: 91-22-67341600, Fax: 91-22-67341697

Kolkata Office:

18, Rabindra Sarani, Poddar Court, Gate No-4,
5th Floor, Kolkata - 700001
Tel.: 033 6612 7000/033 4058 7000
Fax: 033 6612 7004/033 4058 7004

Investments in securities market are subject to market risks, read all the related documents carefully before investing. Registration granted by SEBI and certification from NISM in no way guarantee performance of the intermediary or provide any assurance of returns to investors. The securities quoted are for illustration only and are not recommendatory. SMC is a SEBI registered Research Analyst having registration number INH100001849. CIN : L74899DL1994PLC063609.

SMC Global Securities Ltd. (hereinafter referred to as "SMC") is regulated by the Securities and Exchange Board of India ("SEBI") and is licensed to carry on the business of broking, depository services and related activities. SMC is a registered member of National Stock Exchange of India Limited, Bombay Stock Exchange Limited, MSEI (Metropolitan Stock Exchange of India Ltd) and M/s SMC Comtrade Ltd is a registered member of National Commodity and Derivative Exchange Limited and Multi Commodity Exchanges of India and other commodity exchanges in India. SMC is also registered as a Depository Participant with CDSL and NSDL. SMC's other associates are registered as Merchant Bankers, Portfolio Managers, NBFC with SEBI and Reserve Bank of India. It also has registration with AMFI as a Mutual Fund Distributor.

SMC is a SEBI registered Research Analyst having registration number INH100001849. SMC or its associates has not been debarred/ suspended by SEBI or any other regulatory authority for accessing /dealing in securities market. SMC or its associates or its Research Analyst or his relatives do not hold any financial interest in the subject company interest at the time of publication of this Report. SMC or its associates or its Research Analyst or his relatives do not hold any actual/beneficial ownership of more than 1% (one percent) in the subject company, at the end of the month immediately preceding the date of publication of this Report. SMC or its associates its Research Analyst or his relatives does not have any material conflict of interest at the time of publication of this Report.

SMC or its associates/analyst has not received any compensation from the subject company covered by the Research Analyst during the past twelve months. The subject company has not been a client of SMC during the past twelve months. SMC or its associates has not received any compensation or other benefits from the subject company covered by analyst or third party in connection with the present Research Report. The Research Analyst has not served as an officer, director or employee of the subject company covered by him/her and SMC has not been engaged in the market making activity for the subject company covered by the Research Analyst in this report.

The views expressed by the Research Analyst in this Report are based solely on information available publicly available/internal data/ other reliable sources believed to be true. SMC does not represent/ provide any warranty expressly or impliedly to the accuracy, contents or views expressed herein and investors are advised to independently evaluate the market conditions/risks involved before making any investment decision. The research analysts who have prepared this Report hereby certify that the views /opinions expressed in this Report are their personal independent views/opinions in respect of the subject company.

Disclaimer: This Research Report is for the personal information of the authorized recipient and doesn't construe to be any investment, legal or taxation advice to the investor. It is only for private circulation and use. The Research Report is based upon information that we consider reliable, but we do not represent that it is accurate or complete, and it should not be relied upon as such. No action is solicited on the basis of the contents of this Research Report. The Research Report should not be reproduced or redistributed to any other person(s) in any form without prior written permission of the SMC. The contents of this material are general and are neither comprehensive nor inclusive. Neither SMC nor any of its affiliates, associates, representatives, directors or employees shall be responsible for any loss or damage that may arise to any person due to any action taken on the basis of this Research Report. It does not constitute personal recommendations or take into account the particular investment objectives, financial situations or needs of an individual client or a corporate/s or any entity/s. All investments involve risk and past performance doesn't guarantee future results. The value of, and income from investments may vary because of the changes in the macro and micro factors given at a certain period of time. The person should use his/her own judgment while taking investment decisions. Please note that SMC its affiliates, Research Analyst, officers, directors, and employees, including persons involved in the preparation or issuance of this Research Report: (a) from time to time, may have long or short positions in, and buy or sell the securities thereof, of the subject company(ies) mentioned here in; or (b) be engaged in any other transaction involving such securities and earn brokerage or other compensation or act as a market maker in the financial instruments of the subject company(ies) discussed herein or may perform or seek to perform investment banking services for such company(ies) or act as advisor or lender/borrower to such subject company(ies); or (c) may have any other potential conflict of interest with respect to any recommendation and related information and opinions. All disputes shall be subject to the exclusive jurisdiction of Delhi High court.