

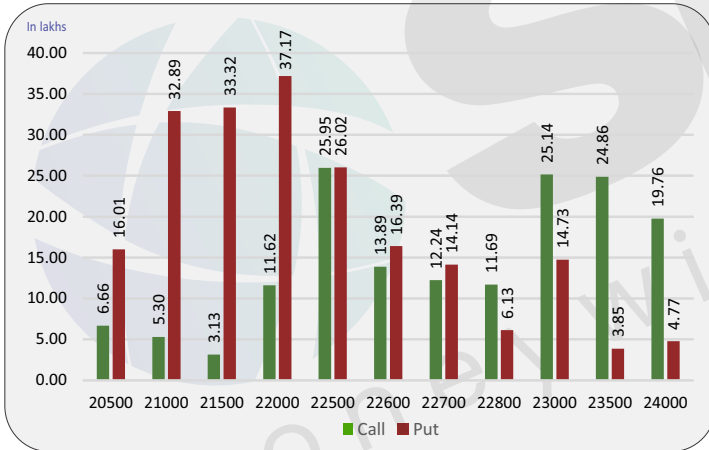
Index level

Index	Close	S1	S2	R1	R2
NIFTY	22382	22300	22200	22500	22600
BANKNIFTY	48350	48200	48000	48600	48800

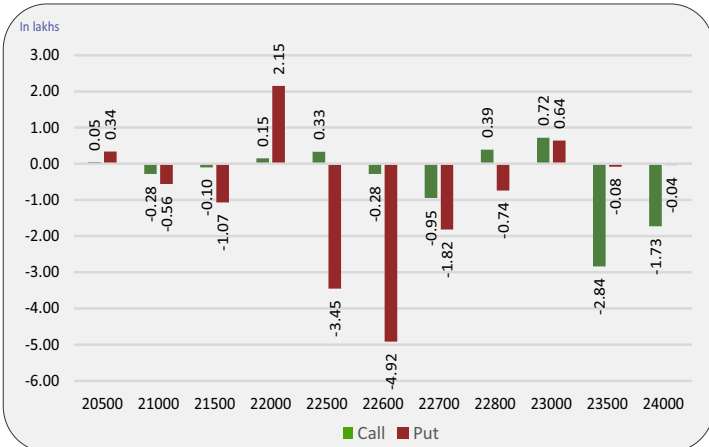
Nifty snapshot

	07-May	06-May
Nifty Spot	22302.50	22442.70
Nifty May	22381.80	22550.15
Nifty Jun	22494.05	22656.60
Chg. OI (May) (%)	-3.84	5.70
Chg. OI (Jun) (%)	19.10	5.02
50 Day SMA	22299	22297
100 Day SMA	21948	21937
200 Day SMA	20792	20785

Nifty option OI concentration



Nifty option OI change



Nifty outlook

Gift Nifty 22397 (+15)

Today the markets are likely to open on flat note. All the emerging markets are trading mixed. The coming session is likely to witness a range of 22300 on declines and 22500 on advances.

Stock is in ban period

ABFRL, BALRAMCHIN, BIOCON, GMRINFRA, IDEA, PNB, SAIL, ZEEL

Sentiment indicator

	07-May	06-May	03-May	02-May	30-Apr
NIFTY Discount/Premium	79.30	107.45	99.35	125.75	113.45
COST OF CARRY%	0.70	0.70	0.67	0.67	0.65
PCR(OI)	1.25	1.28	1.29	1.39	1.39
PCR(VOL)	0.87	0.95	1.18	1.16	1.23
A/D RATIO(Nifty 50)	0.40	0.75	0.32	1.45	0.81
A/D RATIO(All FO Stock)*	0.19	0.51	0.38	2.26	1.00
IMPLIED VOLATILITY	13.52	13.40	12.47	11.76	12.10
VIX	17.01	16.60	14.62	13.45	12.87
HISTORICAL VOLATILITY	14.27	14.28	14.32	14.32	14.35

*All Future Stock

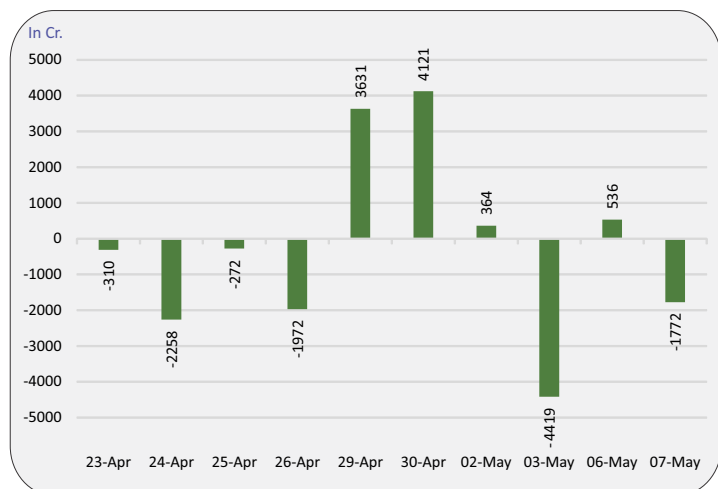
Nifty v/s OI

Date	Nifty	% Change	Open Interest	% Change
26-Apr	22556	-0.4%	10399450	-9.2%
29-Apr	22751	0.9%	10735775	3.2%
30-Apr	22718	-0.1%	10775525	0.4%
02-May	22774	0.2%	11047500	2.5%
03-May	22575	-0.9%	10451150	-5.4%
06-May	22550	-0.1%	11047300	5.7%
07-May	22382	-0.7%	10622675	-3.8%

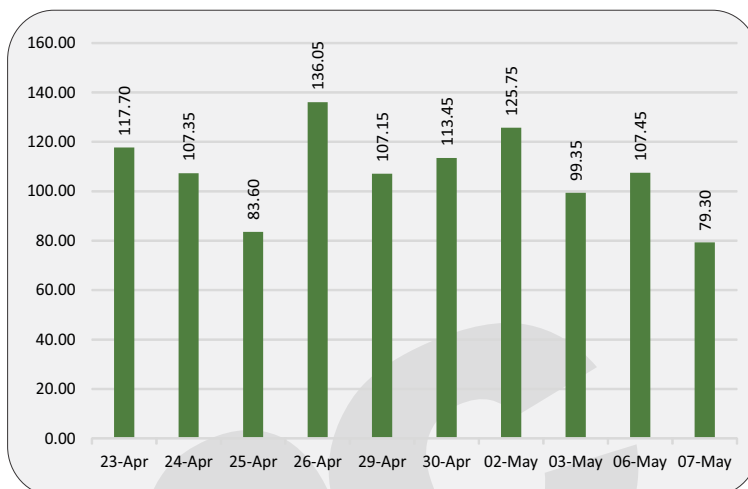
Fund flow (FII/DII)

	Net investment (in cr)
FII INDEX FUTURE	-1772
FII INDEX OPTION	-1131
FII STOCK FUTURE	-137
FII STOCK OPTION	687
FII CASH	-3,669
DII CASH	2,305

FII'S activity in Nifty future



Nifty discount / premium



Top 10 long build up

	LTP	% Change	Open Interest	% OI Change
GODREJCP	1317.3	5.91%	7071500	10.29%
BRITANNIA	5205.8	2.08%	2563400	8.34%
UBL	1982.8	1.03%	3100800	6.43%
EICHERMOT	4619.3	0.22%	3135475	4.38%
DABUR	561.5	5.32%	19943750	3.50%
COLPAL	2855.8	0.16%	3015600	3.17%
TATACONSUM	1101.4	0.35%	10696950	3.15%
MARICO	585.1	9.86%	14414400	2.91%
COFORGE	4429.5	0.05%	3737550	2.48%
JUBLFOOD	481.5	2.80%	18807500	1.74%

Indices to out perform

	Closing	% Change
FMCG	55766	2.02%
IT	33473	0.77%
REALTY	955	-3.49%
MEDIA	1785	-1.45%
FIN SERVICE	21544	-0.92%

Indices to under perform

	Closing	% Change
ENERGY	39035	-2.12%
PSE	9733	-2.50%
SMALLCAP	16367	-1.89%
PSU BANK	7085	-2.31%
BANK	48285	-1.25%

Top 10 short build up

	LTP	% Change	Open Interest	% OI Change
LUPIN	1605.2	-4.76%	7420925	16.98%
SRF	2426.2	-6.72%	4403250	15.41%
VOLTAS	1387.7	-4.55%	4888800	8.76%
NAVINFLUOR	3400.3	-1.91%	2969550	8.05%
IDFC	115.1	-3.36%	80130000	7.31%
IGL	429.5	-2.28%	20922000	6.91%
BATAINDIA	1324.5	0.00%	4354500	6.60%
MPHASIS	2301.4	-0.62%	3210350	5.11%
HCLTECH	1339.5	-0.85%	21272650	4.73%
RELIANCE	2821.7	-1.35%	42083500	4.31%

Stocks to out perform

	Closing	% Change
MARICO	585.1	9.86%
RECLTD	510.0	-1.97%
HDFCAMC	3782.5	-3.23%
M&MFIN	256.6	-1.04%
GAIL	194.1	-2.32%

Stocks to under perform

	Closing	% Change
DRREDDY	6264.3	-0.52%
GODREJCP	1317.3	5.91%
MFSL	976.0	-1.74%
UBL	1982.8	1.03%
ITC	442.1	1.19%

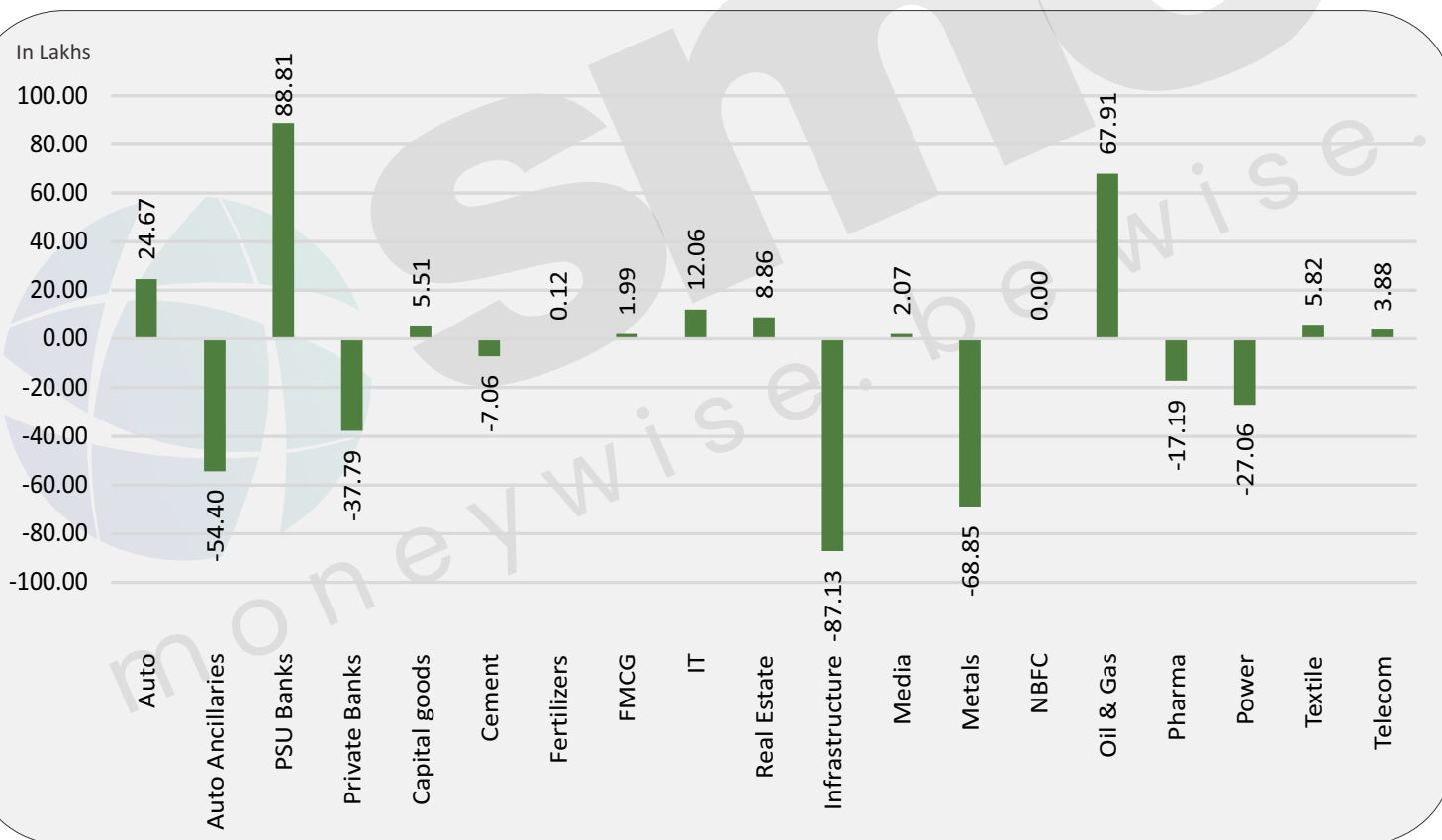
Sector overview

Scripts/Indexes	OI Change	Volume Change (%)	Price Change	Remark
Auto	2467250	18.0%	-2.3%	Short Buildup
Auto Ancillaries	-5439525	10.9%	-1.4%	Long Unwinding
PSU Banks	8881125	-38.7%	-2.5%	Short Buildup
Private Banks	-3779450	-20.8%	-2.1%	Long Unwinding
Capital goods	550800	-30.2%	-1.0%	Short Buildup
Cement	-706204	-16.1%	-1.5%	Long Unwinding
Fertilizers	11750	-39.8%	-1.9%	Short Buildup
FMCG	198575	63.7%	3.2%	Long Buildup
IT	1206300	9.5%	0.6%	Long Buildup
Real Estate	885525	-25.3%	-2.9%	Short Buildup

Sector overview

Scripts/Indexes	OI Change	Volume Change (%)	Price Change	Remark
Infrastructure	-8712500	40.5%	-4.0%	Long Unwinding
Media	207000	28.8%	-2.4%	Short Buildup
Metals	-6884650	-21.2%	-3.0%	Long Unwinding
NBFC	-6930100	-28.9%	-1.6%	Long Unwinding
Oil & Gas	6791175	14.8%	-2.4%	Short Buildup
Pharma	-1719450	26.5%	-2.5%	Long Unwinding
Power	-2706300	-33.4%	-2.7%	Long Unwinding
Textile	582270	236.8%	-3.6%	Short Buildup
Telecom	387875	21.0%	-1.9%	Short Buildup

Change in sector open interest



E-mail: smc.care@smcindiaonline.com



Corporate Office:

11/6B, Shanti Chamber,
Pusa Road, New Delhi - 110005
Tel: +91-11-30111000
www.smcindiaonline.com

Mumbai Office:

Lotus Corporate Park, A Wing 401 / 402, 4th Floor,
Graham Firth Steel Compound, Off Western
Express Highway, Jay Coach Signal, Goreagon
(East) Mumbai - 400063
Tel: 91-22-67341600, Fax: 91-22-67341697

Kolkata Office:

18, Rabindra Sarani, Poddar Court, Gate No-4,
5th Floor, Kolkata - 700001
Tel.: 033 6612 7000/033 4058 7000
Fax: 033 6612 7004/033 4058 7004

Investments in securities market are subject to market risks, read all the related documents carefully before investing. Registration granted by SEBI and certification from NISM in no way guarantee performance of the intermediary or provide any assurance of returns to investors. The securities quoted are for illustration only and are not recommendatory. SMC is a SEBI registered Research Analyst having registration number INH100001849. CIN : L74899DL1994PLC063609.

SMC Global Securities Ltd. (hereinafter referred to as "SMC") is regulated by the Securities and Exchange Board of India ("SEBI") and is licensed to carry on the business of broking, depository services and related activities. SMC is a registered member of National Stock Exchange of India Limited, Bombay Stock Exchange Limited, MSEI (Metropolitan Stock Exchange of India Ltd) and M/s SMC Comtrade Ltd is a registered member of National Commodity and Derivative Exchange Limited and Multi Commodity Exchanges of India and other commodity exchanges in India. SMC is also registered as a Depository Participant with CDSL and NSDL. SMC's other associates are registered as Merchant Bankers, Portfolio Managers, NBFC with SEBI and Reserve Bank of India. It also has registration with AMFI as a Mutual Fund Distributor.

SMC is a SEBI registered Research Analyst having registration number INH100001849. SMC or its associates has not been debarred/ suspended by SEBI or any other regulatory authority for accessing /dealing in securities market. SMC or its associates or its Research Analyst or his relatives do not hold any financial interest in the subject company interest at the time of publication of this Report. SMC or its associates or its Research Analyst or his relatives do not hold any actual/beneficial ownership of more than 1% (one percent) in the subject company, at the end of the month immediately preceding the date of publication of this Report. SMC or its associates its Research Analyst or his relatives does not have any material conflict of interest at the time of publication of this Report.

SMC or its associates/analyst has not received any compensation from the subject company covered by the Research Analyst during the past twelve months. The subject company has not been a client of SMC during the past twelve months. SMC or its associates has not received any compensation or other benefits from the subject company covered by analyst or third party in connection with the present Research Report. The Research Analyst has not served as an officer, director or employee of the subject company covered by him/her and SMC has not been engaged in the market making activity for the subject company covered by the Research Analyst in this report.

The views expressed by the Research Analyst in this Report are based solely on information available publicly available/internal data/ other reliable sources believed to be true. SMC does not represent/ provide any warranty expressly or impliedly to the accuracy, contents or views expressed herein and investors are advised to independently evaluate the market conditions/risks involved before making any investment decision. The research analysts who have prepared this Report hereby certify that the views /opinions expressed in this Report are their personal independent views/opinions in respect of the subject company.

Disclaimer: This Research Report is for the personal information of the authorized recipient and doesn't construe to be any investment, legal or taxation advice to the investor. It is only for private circulation and use. The Research Report is based upon information that we consider reliable, but we do not represent that it is accurate or complete, and it should not be relied upon as such. No action is solicited on the basis of the contents of this Research Report. The Research Report should not be reproduced or redistributed to any other person(s) in any form without prior written permission of the SMC. The contents of this material are general and are neither comprehensive nor inclusive. Neither SMC nor any of its affiliates, associates, representatives, directors or employees shall be responsible for any loss or damage that may arise to any person due to any action taken on the basis of this Research Report. It does not constitute personal recommendations or take into account the particular investment objectives, financial situations or needs of an individual client or a corporate/s or any entity/s. All investments involve risk and past performance doesn't guarantee future results. The value of, and income from investments may vary because of the changes in the macro and micro factors given at a certain period of time. The person should use his/her own judgment while taking investment decisions. Please note that SMC its affiliates, Research Analyst, officers, directors, and employees, including persons involved in the preparation or issuance of this Research Report: (a) from time to time, may have long or short positions in, and buy or sell the securities thereof, of the subject company(ies) mentioned here in; or (b) be engaged in any other transaction involving such securities and earn brokerage or other compensation or act as a market maker in the financial instruments of the subject company(ies) discussed herein or may perform or seek to perform investment banking services for such company(ies) or act as advisor or lender/borrower to such subject company(ies); or (c) may have any other potential conflict of interest with respect to any recommendation and related information and opinions. All disputes shall be subject to the exclusive jurisdiction of Delhi High court.