

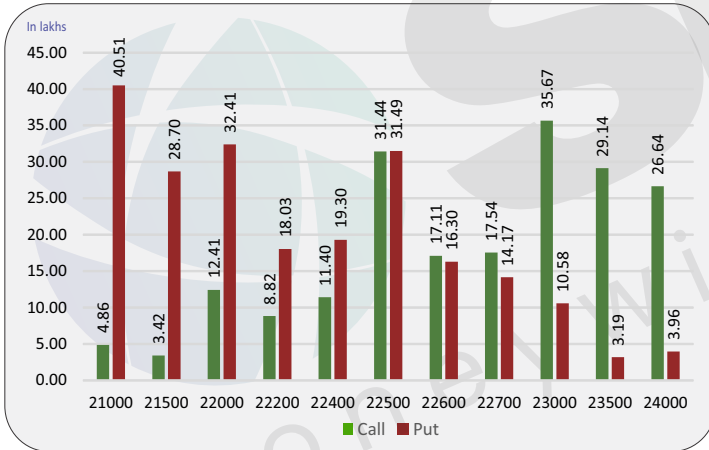
Index level

Index	Close	S1	S2	R1	R2
NIFTY	22606	22500	22400	22700	22800
BANKNIFTY	48153	48000	47800	48400	48600

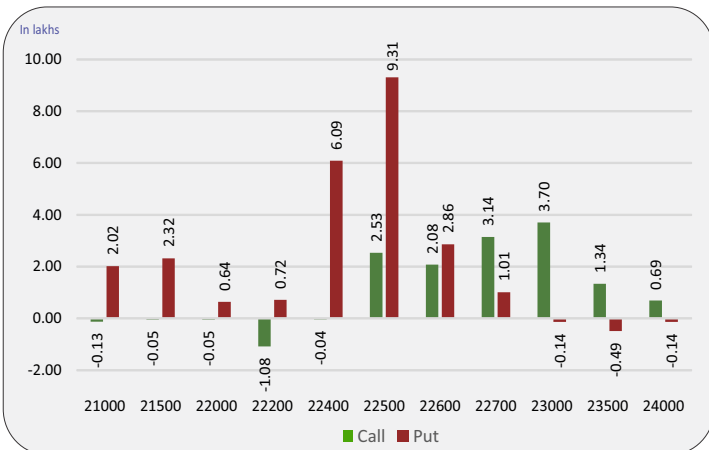
Nifty snapshot

	21-May	18-May
Nifty Spot	22529.05	22502.00
Nifty May	22605.90	22543.90
Nifty Jun	22705.40	22645.55
Chg. OI (May) (%)	0.05	-0.34
Chg. OI (Jun) (%)	3.73	0.41
50 Day SMA	22315	22316
100 Day SMA	22046	22037
200 Day SMA	20907	20901

Nifty option OI concentration



Nifty option OI change



Nifty outlook

Gift Nifty 22635 (+29)

Today the markets are likely to open on flat note. All the emerging markets are trading mixed. The coming session is likely to witness a range of 22500 on declines and 22700 on advances.

Stock is in ban period

ABCAPITAL, BALRAMCHIN, BANDHANBNK, BIOCON, GMRINFRA, GRANULES, IDEA, IEX, INDIACEM, NATIONALUM, PEL, PNB, ZEEL

Sentiment indicator

	21-May	18-May	17-May	16-May	15-May
NIFTY Discount/Premium	76.85	41.90	31.60	48.50	86.50
COST OF CARRY%	0.89	0.85	0.83	0.82	0.82
PCR(OI)	1.09	1.09	1.08	1.11	1.09
PCR(VOL)	1.12	1.01	1.20	1.06	0.95
A/D RATIO(Nifty 50)	1.33	3.08	1.13	2.27	0.69
A/D RATIO(All FO Stock)*	1.16	1.98	1.90	3.68	0.81
IMPLIED VOLATILITY	19.87	19.26	18.57	19.21	19.70
VIX	21.81	20.53	19.80	20.00	20.27
HISTORICAL VOLATILITY	14.16	14.2	14.23	14.26	14.25

*All Future Stock

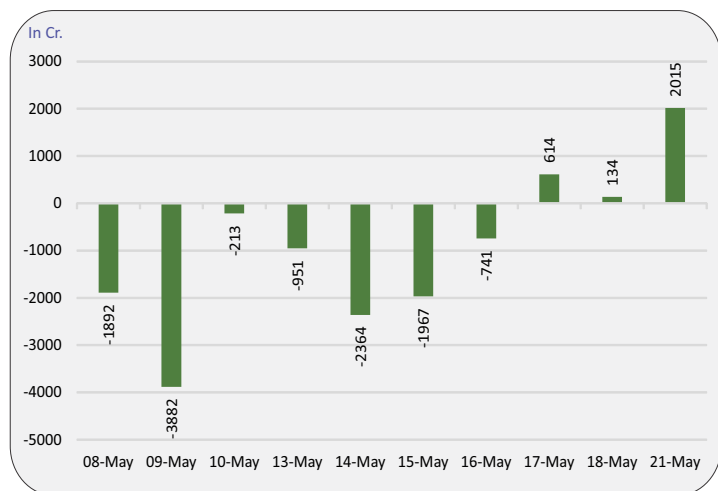
Nifty v/s OI

Date	Nifty	% Change	Open Interest	% Change
13-May	22201	0.3%	11724000	-0.7%
14-May	22309	0.5%	10830875	-7.6%
15-May	22287	-0.1%	10398075	-4.0%
16-May	22452	0.7%	10119150	-2.7%
17-May	22498	0.2%	9887375	-2.3%
18-May	22544	0.2%	9854050	-0.3%
21-May	22606	0.3%	9859025	0.1%

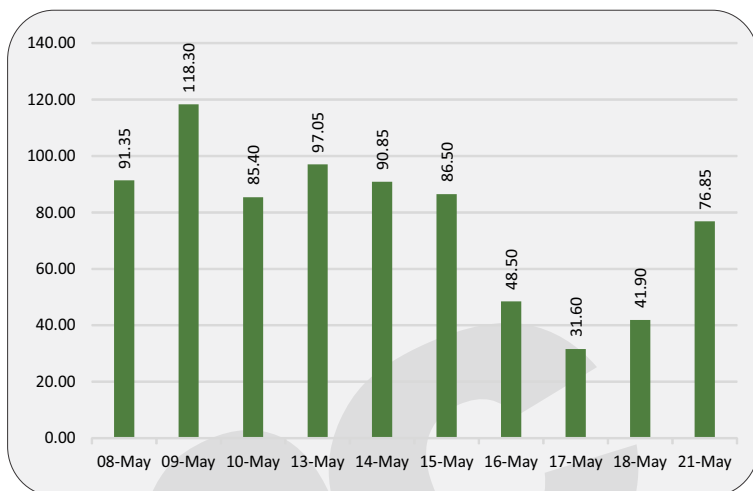
Fund flow (FII/DII)

	Net investment (in cr)
FII INDEX FUTURE	2015
FII INDEX OPTION	-30531
FII STOCK FUTURE	1503
FII STOCK OPTION	1031
FII CASH	-1,875
DII CASH	3,549

FII'S activity in Nifty future



Nifty discount / premium



Top 10 long build up

	LTP	% Change	Open Interest	% OI Change
METROPOLIS	1901.7	4.01%	1554000	11.16%
COALINDIA	492.5	4.51%	49984200	10.86%
SUNPHARMA	1540.2	0.41%	14735000	6.19%
BHEL	320.6	2.92%	67984875	4.91%
NTPC	373.1	1.83%	91896000	4.38%
HAVELLS	1863.4	1.97%	5206500	4.06%
NMDC	283.3	1.29%	70996500	3.97%
POWERGRID	326.7	2.82%	57625200	3.91%
HAL	4802.8	1.35%	9248400	3.61%
JUBLFOOD	481.7	2.37%	20676250	3.53%

Indices to out perform

	Closing	% Change
ENERGY	40971	1.33%
METAL	9981	3.88%
PSE	10664	2.10%
PHARMA	19205	0.51%
PSU BANK	7265	1.51%

Indices to under perform

	Closing	% Change
FMCG	54969	-0.45%
BANK	48048	-0.31%
FIN SERVICE	21438	-0.30%
IT	33380	-0.18%
AUTO	23354	0.06%

Top 10 short build up

	LTP	% Change	Open Interest	% OI Change
ASTRAL	2074.7	-5.54%	2890859	9.19%
PAGEIND	34873.0	-0.95%	187935	4.26%
MARICO	592.7	-0.26%	15992400	3.97%
MCX	3847.6	-5.27%	2403400	3.76%
DRREDDY	5803.7	-0.31%	2769500	2.66%
TCS	3829.0	-0.62%	13391000	2.62%
CUMMINSIND	3752.1	-1.59%	4457400	2.23%
AXISBANK	1142.4	-0.21%	52636250	2.11%
M&MFIN	262.1	-0.30%	33100000	2.10%
UBL	1879.6	-1.95%	2264000	2.09%

Stocks to out perform

	Closing	% Change
BALKRISIND	3056.2	9.21%
RECLTD	548.0	0.32%
HDFCAMC	3803.1	0.32%
M&MFIN	262.1	-0.30%
GAIL	204.8	-2.24%

Stocks to under perform

	Closing	% Change
DRREDDY	5803.7	-0.31%
GODREJCP	1288.1	-1.19%
MFSL	1007.4	-2.15%
UBL	1879.6	-1.95%
TATASTEEL	174.6	3.96%

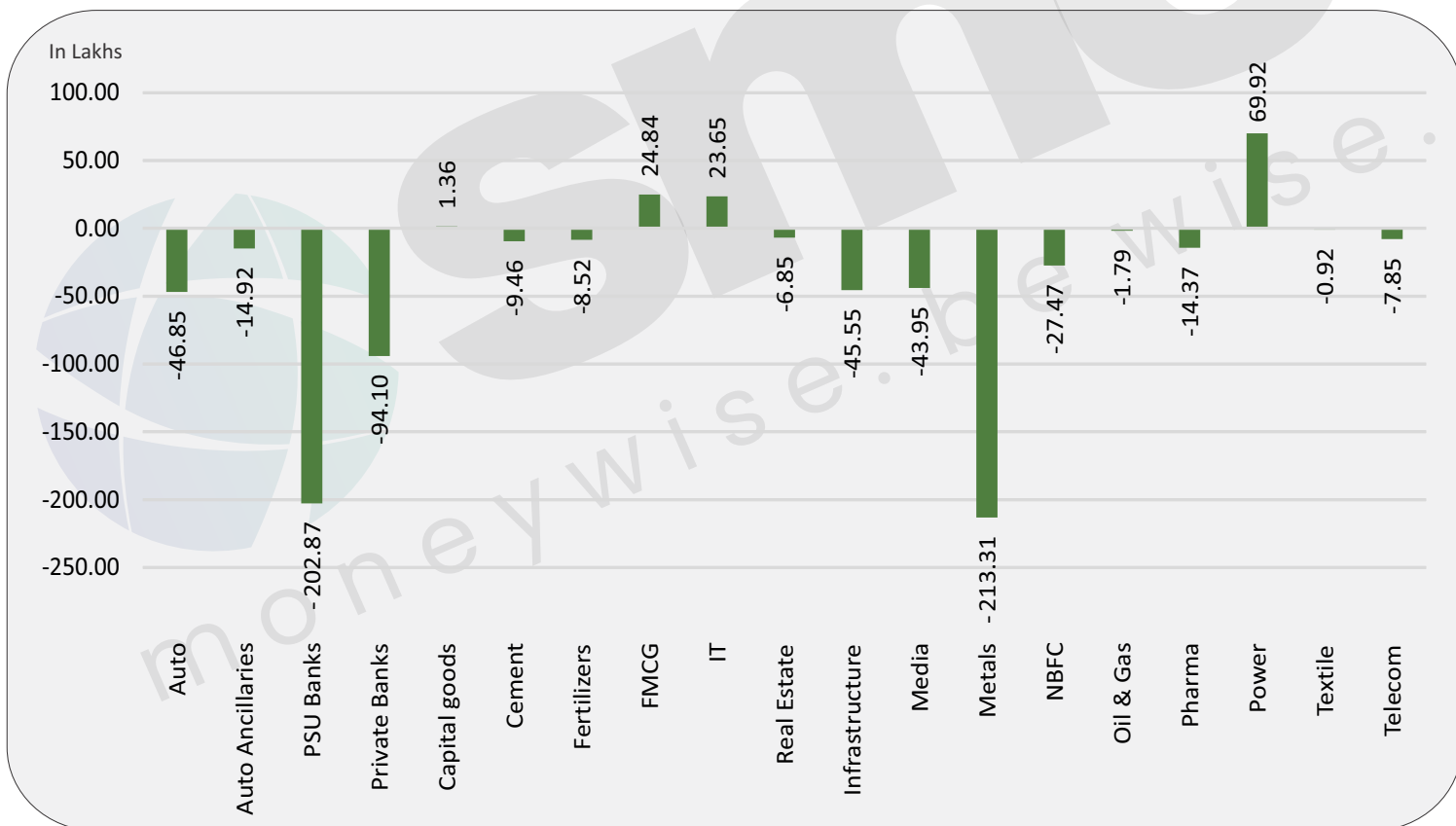
Sector overview

Scripts/Indexes	OI Change	Volume Change (%)	Price Change	Remark
Auto	-4684800	404.5%	-0.1%	Long Unwinding
Auto Ancillaries	-1491550	774.8%	1.0%	Short Covering
PSU Banks	-20286625	693.7%	1.2%	Short Covering
Private Banks	-9410450	944.5%	-0.8%	Long Unwinding
Capital goods	135900	733.2%	-0.3%	Short Buildup
Cement	-946250	865.0%	0.1%	Short Covering
Fertilizers	-852350	440.4%	0.2%	Short Covering
FMCG	2483825	436.7%	-0.1%	Short Buildup
IT	2364925	903.3%	0.7%	Long Buildup
Real Estate	-684500	638.0%	-1.1%	Long Unwinding

Sector overview

Scripts/Indexes	OI Change	Volume Change (%)	Price Change	Remark
Infrastructure	-4554500	264.3%	-0.2%	Long Unwinding
Media	-4395000	168.4%	2.3%	Short Covering
Metals	-21330650	448.1%	3.6%	Short Covering
NBFC	-2747000	508.1%	-0.1%	Long Unwinding
Oil & Gas	-178625	456.7%	0.4%	Short Covering
Pharma	-1436975	716.0%	0.4%	Short Covering
Power	6992175	261.9%	1.9%	Long Buildup
Textile	-92070	948.3%	-0.1%	Long Unwinding
Telecom	-784675	1481.4%	-0.7%	Long Unwinding

Change in sector open interest



E-mail: smc.care@smcindiaonline.com



Corporate Office:

11/6B, Shanti Chamber,
Pusa Road, New Delhi - 110005
Tel: +91-11-30111000
www.smcindiaonline.com

Mumbai Office:

Lotus Corporate Park, A Wing 401 / 402, 4th Floor,
Graham Firth Steel Compound, Off Western
Express Highway, Jay Coach Signal, Goreagon
(East) Mumbai - 400063
Tel: 91-22-67341600, Fax: 91-22-67341697

Kolkata Office:

18, Rabindra Sarani, Poddar Court, Gate No-4,
5th Floor, Kolkata - 700001
Tel.: 033 6612 7000/033 4058 7000
Fax: 033 6612 7004/033 4058 7004

Investments in securities market are subject to market risks, read all the related documents carefully before investing. Registration granted by SEBI and certification from NISM in no way guarantee performance of the intermediary or provide any assurance of returns to investors. The securities quoted are for illustration only and are not recommendatory. SMC is a SEBI registered Research Analyst having registration number INH100001849. CIN : L74899DL1994PLC063609.

SMC Global Securities Ltd. (hereinafter referred to as "SMC") is regulated by the Securities and Exchange Board of India ("SEBI") and is licensed to carry on the business of broking, depository services and related activities. SMC is a registered member of National Stock Exchange of India Limited, Bombay Stock Exchange Limited, MSEI (Metropolitan Stock Exchange of India Ltd) and M/s SMC Comtrade Ltd is a registered member of National Commodity and Derivative Exchange Limited and Multi Commodity Exchanges of India and other commodity exchanges in India. SMC is also registered as a Depository Participant with CDSL and NSDL. SMC's other associates are registered as Merchant Bankers, Portfolio Managers, NBFC with SEBI and Reserve Bank of India. It also has registration with AMFI as a Mutual Fund Distributor.

SMC is a SEBI registered Research Analyst having registration number INH100001849. SMC or its associates has not been debarred/ suspended by SEBI or any other regulatory authority for accessing /dealing in securities market. SMC or its associates or its Research Analyst or his relatives do not hold any financial interest in the subject company interest at the time of publication of this Report. SMC or its associates or its Research Analyst or his relatives do not hold any actual/beneficial ownership of more than 1% (one percent) in the subject company, at the end of the month immediately preceding the date of publication of this Report. SMC or its associates its Research Analyst or his relatives does not have any material conflict of interest at the time of publication of this Report.

SMC or its associates/analyst has not received any compensation from the subject company covered by the Research Analyst during the past twelve months. The subject company has not been a client of SMC during the past twelve months. SMC or its associates has not received any compensation or other benefits from the subject company covered by analyst or third party in connection with the present Research Report. The Research Analyst has not served as an officer, director or employee of the subject company covered by him/her and SMC has not been engaged in the market making activity for the subject company covered by the Research Analyst in this report.

The views expressed by the Research Analyst in this Report are based solely on information available publicly available/internal data/ other reliable sources believed to be true. SMC does not represent/ provide any warranty expressly or impliedly to the accuracy, contents or views expressed herein and investors are advised to independently evaluate the market conditions/risks involved before making any investment decision. The research analysts who have prepared this Report hereby certify that the views /opinions expressed in this Report are their personal independent views/opinions in respect of the subject company.

Disclaimer: This Research Report is for the personal information of the authorized recipient and doesn't construe to be any investment, legal or taxation advice to the investor. It is only for private circulation and use. The Research Report is based upon information that we consider reliable, but we do not represent that it is accurate or complete, and it should not be relied upon as such. No action is solicited on the basis of the contents of this Research Report. The Research Report should not be reproduced or redistributed to any other person(s) in any form without prior written permission of the SMC. The contents of this material are general and are neither comprehensive nor inclusive. Neither SMC nor any of its affiliates, associates, representatives, directors or employees shall be responsible for any loss or damage that may arise to any person due to any action taken on the basis of this Research Report. It does not constitute personal recommendations or take into account the particular investment objectives, financial situations or needs of an individual client or a corporate/s or any entity/s. All investments involve risk and past performance doesn't guarantee future results. The value of, and income from investments may vary because of the changes in the macro and micro factors given at a certain period of time. The person should use his/her own judgment while taking investment decisions. Please note that SMC its affiliates, Research Analyst, officers, directors, and employees, including persons involved in the preparation or issuance of this Research Report: (a) from time to time, may have long or short positions in, and buy or sell the securities thereof, of the subject company(ies) mentioned here in; or (b) be engaged in any other transaction involving such securities and earn brokerage or other compensation or act as a market maker in the financial instruments of the subject company(ies) discussed herein or may perform or seek to perform investment banking services for such company(ies) or act as advisor or lender/borrower to such subject company(ies); or (c) may have any other potential conflict of interest with respect to any recommendation and related information and opinions. All disputes shall be subject to the exclusive jurisdiction of Delhi High court.