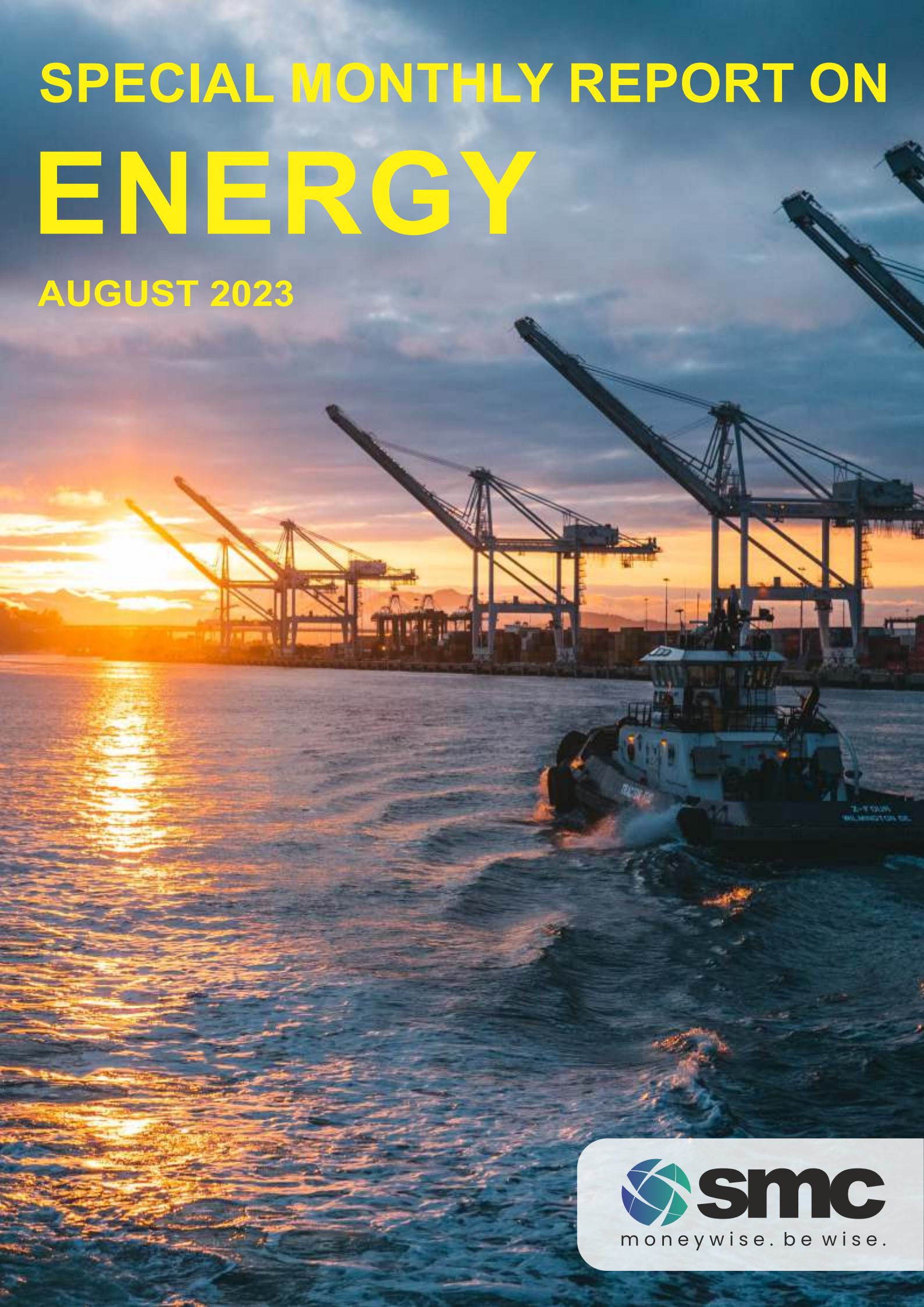


# SPECIAL MONTHLY REPORT ON ENERGY

AUGUST 2023

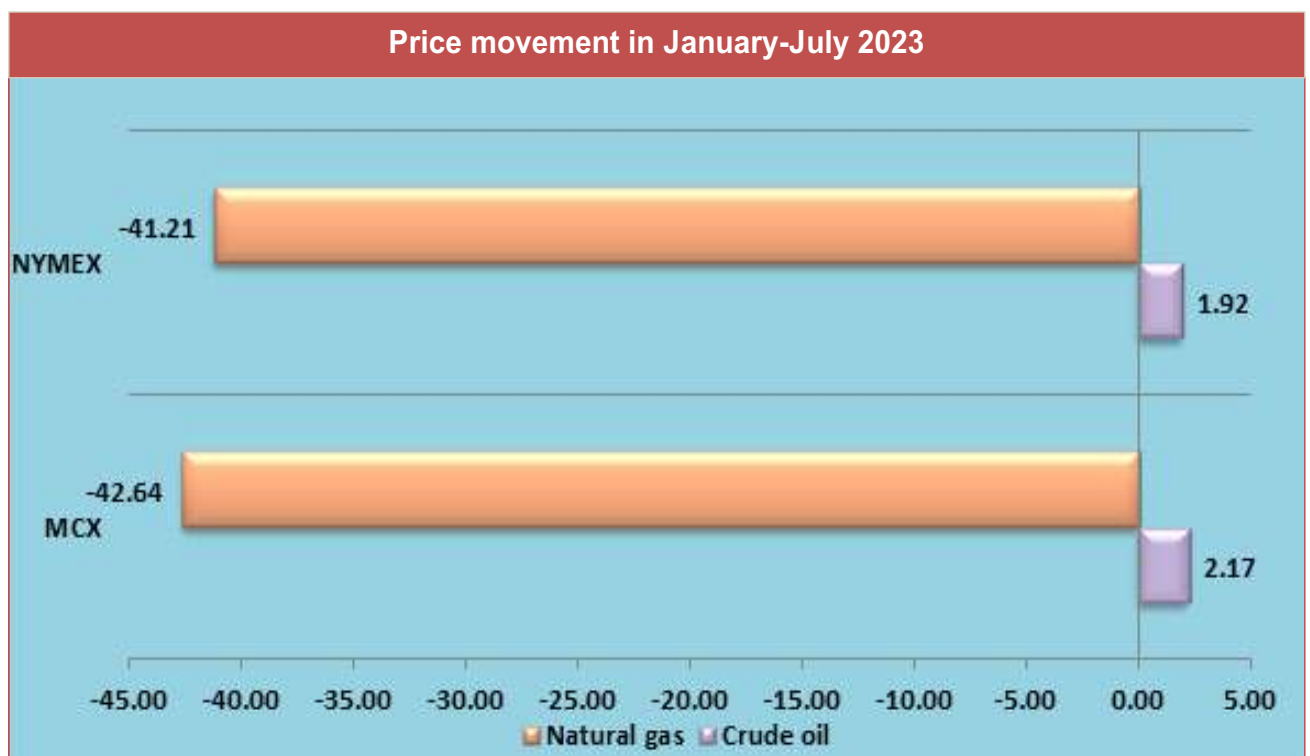


**smc**

moneywise. be wise.



Source: SMC Research & Reuters

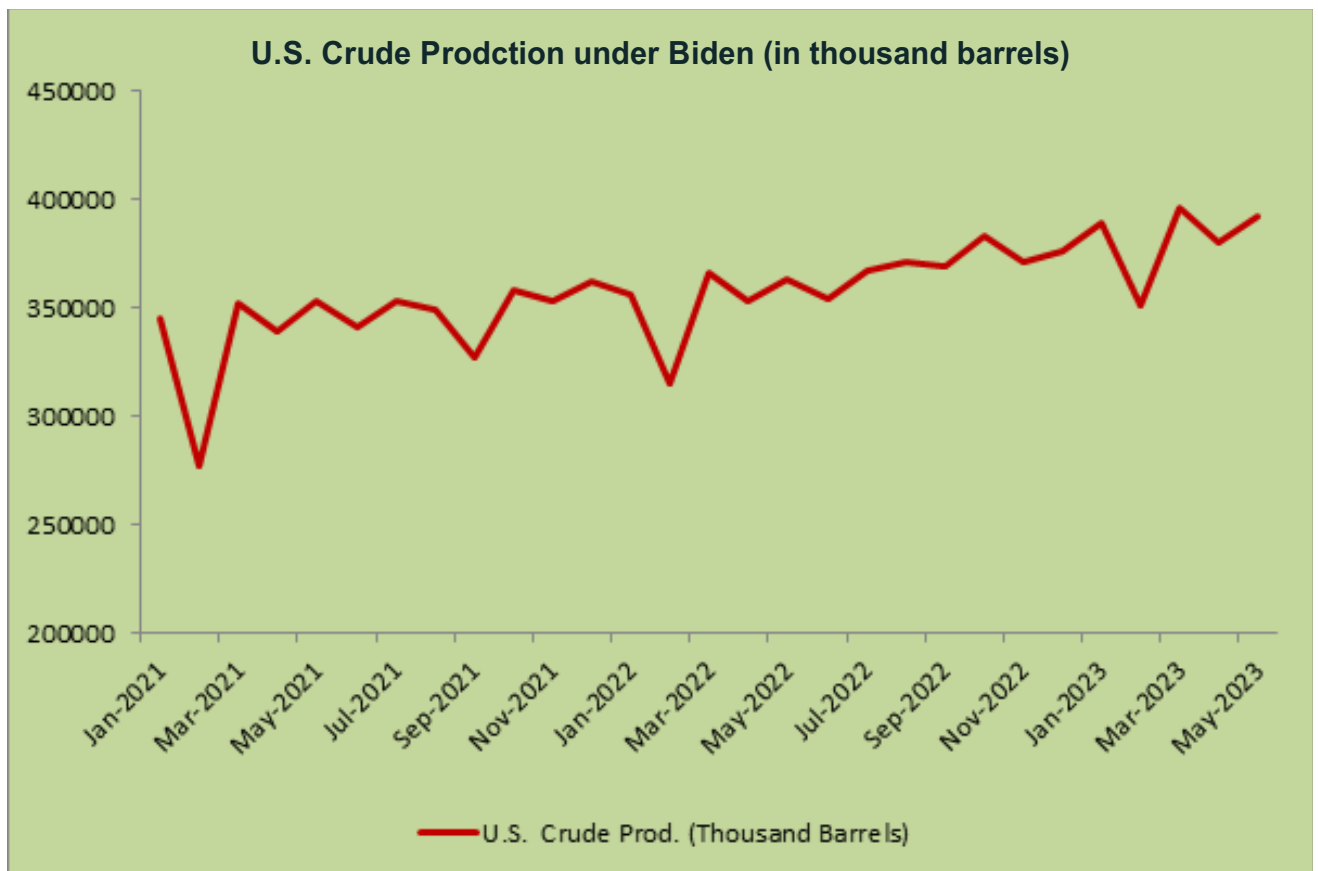


Source: SMC Research & Reuters

In July, Crude oil prices recorded their steepest monthly gains of more than 15.5% since January 2022, supported by signs of tightening global supply and rising demand through the rest of this year. Signs of tightening supplies, following production cuts by major oil exporters Saudi Arabia and Russia, were the biggest boost to the market over the past month. Recent production cuts from the two nations are also expected to keep markets tight for the remainder of the year. Saudi output fell by 860,000 barrels per day (bpd) in July, while total production from the Organization of Petroleum Exporting Countries was 840,000 bpd lower, a Reuters survey found. Besides the supply cut, crude oil prices are also trading higher on account of easing US inflation and supply disruptions in Libya and Nigeria. China's crude oil imports, which rose 45.3 percent in June year-on-year (YoY), are also supporting the bullish momentum. The International Energy Agency (IEA) has predicted global oil demand to climb by 2.2 million bpd in 2023 to reach 102.1 million bpd, a new record.

## Outlook

- The recent volatility in oil prices may continue on fears of global recession, high inflation and as well as on-going geopolitical developments.
- On the macro front, the US economy is gaining traction with inflation gradually drifting towards the Fed's comfort level, which has raised the bets for the end of the interest rate hike cycle in the US.
- An increase in global crude oil demand and production cuts from OPEC would favour crude oil prices in the second half of 2023.
- Saudi Arabia is expected to extend a voluntary oil output cut of 1 million barrels per day (bpd) for another month to include September.
- Goldman Sachs estimated that global oil demand rose to a record 102.8 million bpd in July and it revised up 2023 demand by about 550,000 bpd on stronger economic growth estimates in India and the U.S., offsetting a downgrade for China's consumption.
- Chinese manufacturing activity shrank for a fourth straight month in July, while broader business activity also deteriorated as oil's biggest buyer struggled with a slowing post-COVID economic recovery.
- The outages in African countries could amount to a wiping of 300k bpd-400k bpd, which could tighten the market after OPEC+ is already squeezing supplies by 5 percent of global supplies. Meanwhile, OPEC continues to remain bullish on global oil demand, as it sees 2024 demand rising by 2.2 percent.
- Russian oil exports have also decreased significantly and, if this trend continues, it would probably drive prices up further since Russian oil exports are set to be reduced by 500,000 bpd in August.
- China, a key driver of the global oil demand growth, has led market concerns over its weaker-than-expected economic recovery, so any efforts to boost domestic demand, improve expectations, and prevent risks will support the oil market.
- The Biden administration has pulled an offer to buy 6 million barrels of oil for the Strategic Petroleum Reserve, an Energy Department spokesperson said, as oil prices are expected to keep rising after a output cut from Saudi Arabia.



Source : EIA

### Weekly Price Movement of Crude Oil in MCX



Source: Reuters

### Weekly Price Movement of Crude Oil in MCX



Source: Reuters

In August 2023, Crude oil prices may trade with bullish bias and possible trading range would be 6200-6900 where buying near support would be strategy.

## Natural gas

In June, natural gas prices lost almost 6% higher on NYMEX and MCX due to reduced demand during the summer season in the northern hemisphere. As industrial activity slows down and electricity consumption decreases, the demand for natural gas also experiences a dip. Various factors are contributing to the current subdued state of the market, including reduced summer demand in the northern hemisphere and geopolitical tensions affecting European supply. However, the market's potential remains promising, with the upcoming winter months potentially leading to increased natural gas demand for residential heating. Refinitiv said average gas output in the Lower 48 states rose to 101.7 bcf/d in July, up from 101.0 bcf/d in June but just shy of the 101.8-bcf/d monthly record set in May due to pipeline maintenance earlier in the month.

## Outlook

- The natural gas market witnessed volatility as it remained influenced by weather conditions. Traders and investors closely monitored the supply and demand outlook, with weather forecasts, inflation data, and storage levels playing significant roles in shaping market sentiment.
- With more hot weather coming, Refinitiv forecast U.S. gas demand, including exports, would rise from 106.1 bcf/d this week to 106.9 bcf/d next week as power generators burn more of the fuel to meet rising air conditioning demand.
- Global demand for US LNG has increased after countries reduced Russian oil and gas purchases following sanctions after its war against Ukraine. A decrease in spot prices due to mild winter temperatures and above-average inventory levels in the northern hemisphere are expected to attract imports from more price-sensitive Southeast Asian countries.
- IEA said European gas demand is now forecast to fall by 7% year on year in 2023 to 489 Bcm amid lower gas burn in the power sector and rapidly expanding renewable energy generation.

### Weekly Price Movement of Natural Gas in MCX



Source: Reuters

### Weekly Price Movement of Natural Gas in NYMEX



Source: Reuters

In August 2023, prices may witness sideways to bullish movement where it may take support near 200 and resistance near 240.

## SMC COMMODITY RESEARCH DESK



**Corporate Office:**  
 11/6B, Shanti Chamber,  
 Pusa Road, New Delhi - 110005  
 Tel: +91-11-30111000  
 www.smcindiaonline.com

**Mumbai Office:**  
 Lotus Corporate Park, A Wing 401 / 402, 4th Floor,  
 Graham Firth Steel Compound, Off Western  
 Express Highway, Jay Coach Signal, Goreagon  
 (East) Mumbai - 400063  
 Tel: 91-22-67341600, Fax: 91-22-67341697

**Kolkata Office:**  
 18, Rabindra Sarani, Poddar Court, Gate No-4,  
 5th Floor, Kolkata - 700001  
 Tel.: 033 6612 7000/033 4058 7000  
 Fax: 033 6612 7004/033 4058 7004

Investments in securities market are subject to market risks, read all the related documents carefully before investing. Registration granted by SEBI and certification from NISM in no way guarantee performance of the intermediary or provide any assurance of returns to investors. The securities quoted are for illustration only and are not recommendatory. SMC is a SEBI registered Research Analyst having registration number INH100001849. CIN : L74899DL1994PLC063609.

SMC Global Securities Ltd. (hereinafter referred to as "SMC") is regulated by the Securities and Exchange Board of India ("SEBI") and is licensed to carry on the business of broking, depository services and related activities. SMC is a registered member of National Stock Exchange of India Limited, Bombay Stock Exchange Limited, MSEI (Metropolitan Stock Exchange of India Ltd.) and M/s SMC Comtrade Ltd is a registered member of National Commodity and Derivative Exchange Limited and Multi Commodity Exchanges of India and other commodity exchanges in India. SMC is also registered as a Depository Participant with CDSL and NSDL. SMC's other associates are registered as Merchant Bankers, Portfolio Managers, NBFC with SEBI and Reserve Bank of India. It also has registration with AMFI as a Mutual Fund Distributor.

SMC is a SEBI registered Research Analyst having registration number INH100001849. SMC or its associates has not been debarred/ suspended by SEBI or any other regulatory authority for accessing /dealing in securities/commodities market.

The views expressed by the Research Analyst in this Report are based solely on information available publicly available/internal data/ other reliable sources believed to be true. SMC does not represent/ provide any warranty expressly or impliedly to the accuracy, contents or views expressed herein and investors are advised to independently evaluate the market conditions/risks involved before making any investment decision. The research analysts who have prepared this Report hereby certify that the views /opinions expressed in this Report are their personal independent views/opinions in respect of the subject commodity.

**DISCLAIMER:** This Research Report is for the personal information of the authorized recipient and doesn't construe to be any investment, legal or taxation advice to the investor. It is only for private circulation and use. The Research Report is based upon information that we consider reliable, but we do not represent that it is accurate or complete, and it should not be relied upon as such. No action is solicited on the basis of the contents of this Research Report. The Research Report should not be reproduced or redistributed to any other person(s) in any form without prior written permission of the SMC. The contents of this material are general and are neither comprehensive nor inclusive. Neither SMC nor any of its affiliates, associates, representatives, directors or employees shall be responsible for any loss or damage that may arise to any person due to any action taken on the basis of this Research Report. It does not constitute personal recommendations or take into account the particular investment objectives, financial situations or needs of an individual client or a corporate/s or any entity/s. All investments involve risk and past performance doesn't guarantee future results. The value of, and income from investments may vary because of the changes in the macro and micro factors given at a certain period of time. The person should use his/her own judgment while taking investment decisions.

Please note that SMC its affiliates, Research Analyst, officers, directors, and employees, including persons involved in the preparation or issuance of this Research Report: (a) from time to time, may have long or short positions in, and buy or sell the commodity thereof, mentioned here in or (b) be engaged in any other transaction involving such commodities and earn brokerage or other compensation or act as a market maker in the commodities discussed herein(c) may have any other potential conflict of interest with respect to any recommendation and related information and opinions. All disputes shall be subject to the exclusive jurisdiction of Delhi High court. All disputes shall be subject to the exclusive jurisdiction of Delhi High court.