

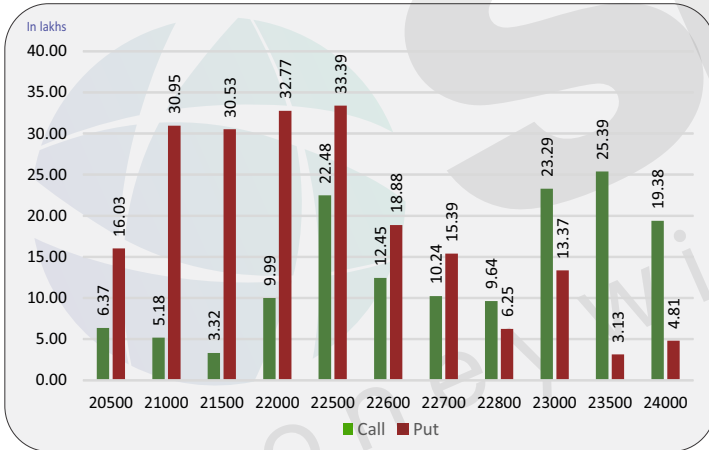
Index level

Index	Close	S1	S2	R1	R2
NIFTY	22718	22600	22500	22800	22900
BANKNIFTY	49450	49300	49100	49700	49900

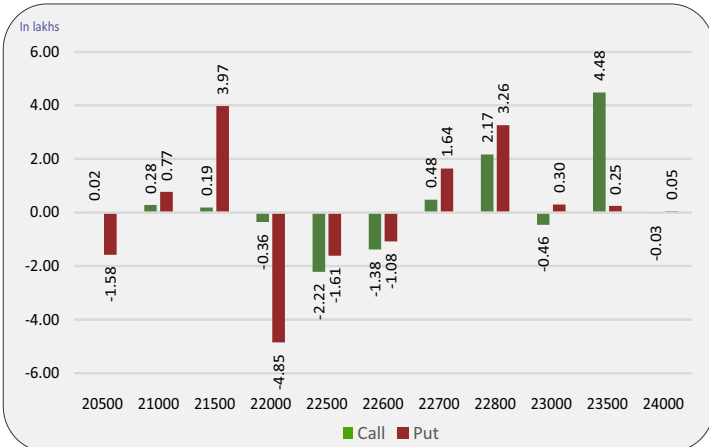
Nifty snapshot

	30-Apr	29-Apr
Nifty Spot	22604.85	22643.40
Nifty May	22718.30	22750.55
Nifty Jun	22818.50	22840.65
Chg. OI (May) (%)	0.37	3.23
Chg. OI (Jun) (%)	5.16	1.53
50 Day SMA	22267	22258
100 Day SMA	21882	21866
200 Day SMA	20730	20724

Nifty option OI concentration



Nifty option OI change



Nifty outlook

Gift Nifty 22742 (+24)

Today the markets are likely to open on flat note. All the emerging markets are trading in mixed. The coming session is likely to witness a range of 22600 on declines and 22800 on advances.

Stock is in ban period

BIOCON, IDEA

Sentiment indicator

	30-Apr	29-Apr	26-Apr	25-Apr	24-Apr
NIFTY Discount/Premium	113.45	107.15	136.05	83.60	107.35
COST OF CARRY%	0.65	0.63	0.62	0.58	0.59
PCR(OI)	1.39	1.41	1.34	1.37	1.36
PCR(VOL)	1.23	1.24	1.15	1.03	1.33
A/D RATIO(Nifty 50)	0.81	2.06	0.58	5.13	1.45
A/D RATIO(All FO Stock)*	1.01	1.03	1.59	3.14	2.12
IMPLIED VOLATILITY	12.10	11.79	11.65	11.60	11.42
VIX	12.87	12.24	10.93	10.73	10.28
HISTORICAL VOLATILITY	14.35	14.38	14.36	14.36	14.36

*All Future Stock

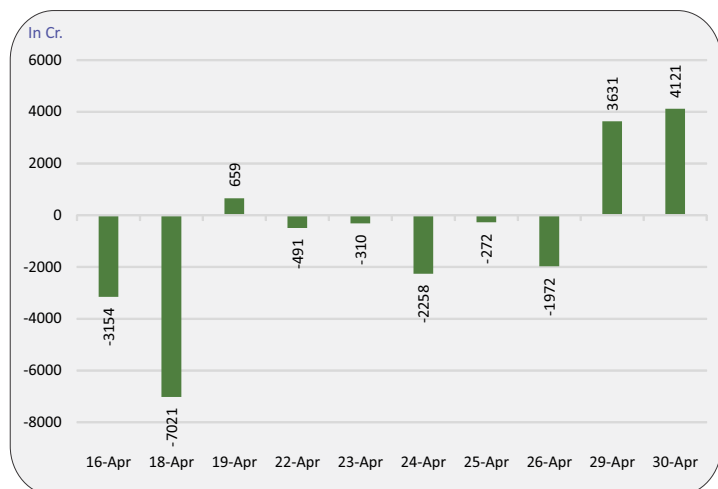
Nifty v/s OI

Date	Nifty	% Change	Open Interest	% Change
22-Apr	22497	1.0%	5333650	18.0%
23-Apr	22486	0.0%	7013650	31.5%
24-Apr	22510	0.1%	8788750	25.3%
25-Apr	22654	0.6%	11448050	30.3%
26-Apr	22556	-0.4%	10399450	-9.2%
29-Apr	22751	0.9%	10735775	3.2%
30-Apr	22718	-0.1%	10775525	0.4%

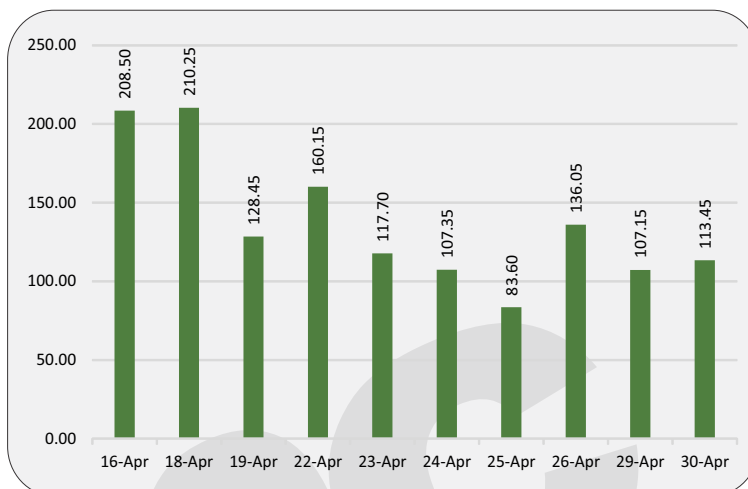
Fund flow (FII/DII)

	Net investment (in cr)
FII INDEX FUTURE	4121
FII INDEX OPTION	62129
FII STOCK FUTURE	6866
FII STOCK OPTION	-71
FII CASH	1,072
DII CASH	1,429

FII'S activity in Nifty future



Nifty discount / premium



Top 10 long build up

	LTP	% Change	Open Interest	% OI Change
L&TFH	165.3	1.91%	18954576	96.03%
EXIDEIND	475.9	3.70%	1.45E+07	12.60%
HDFCAMC	3924.9	3.23%	2818800	10.10%
INDIAMART	2648.3	2.21%	1131000	7.22%
MANAPPURAM	201.3	1.64%	58278000	6.98%
SHREECEM	24644.8	1.20%	328900	6.53%
RECLTD	509.8	9.14%	47956000	6.43%
BANKBARODA	283.4	3.02%	161933850	5.53%
PETRONET	313.0	1.95%	42804000	5.50%
ICICIGI	1722.2	0.33%	3685500	5.48%

Indices to out perform

	Closing	% Change
BANK	49397	-0.06%
FIN SERVICE	21841	0.14%
AUTO	22480	1.82%
PSU BANK	7606	0.48%
ENERGY	40367	0.04%

Indices to under perform

	Closing	% Change
IT	33201	-1.13%
FMCG	54241	-0.17%
PHARMA	18971	-0.66%
METAL	9176	-1.00%
SMALLCAP	17012	-0.04%

Top 10 short build up

	LTP	% Change	Open Interest	% OI Change
HCLTECH	1358.9	-1.50%	19112100	12.82%
DRREDDY	6212.2	-1.82%	2122250	11.40%
BSOFT	654.5	-3.64%	11046000	10.69%
NAVINFLUOR	3447.7	-0.12%	2077350	9.64%
COFORGE	5106.5	-2.01%	1916700	8.64%
CIPLA	1410.7	-0.52%	8666450	7.16%
GMRINFRA	85.8	-2.89%	223875000	6.99%
ICICIBANK	1157.8	-0.72%	81806900	6.99%
KOTAKBANK	1636.4	-1.09%	53333200	6.96%
LT	3617.6	-1.09%	14026950	5.37%

Stocks to out perform

	Closing	% Change
RECLTD	509.8	9.14%
HDFCAMC	3924.9	3.23%
M&MFIN	262.8	-0.23%
GAIL	210.7	-0.12%
MCX	4133.5	1.00%

Stocks to under perform

	Closing	% Change
DRREDDY	6212.2	-1.82%
GODREJCP	1225.5	0.06%
MFSL	1017.9	3.58%
UBL	2015.5	0.42%
DIVISLAB	4033.1	0.25%

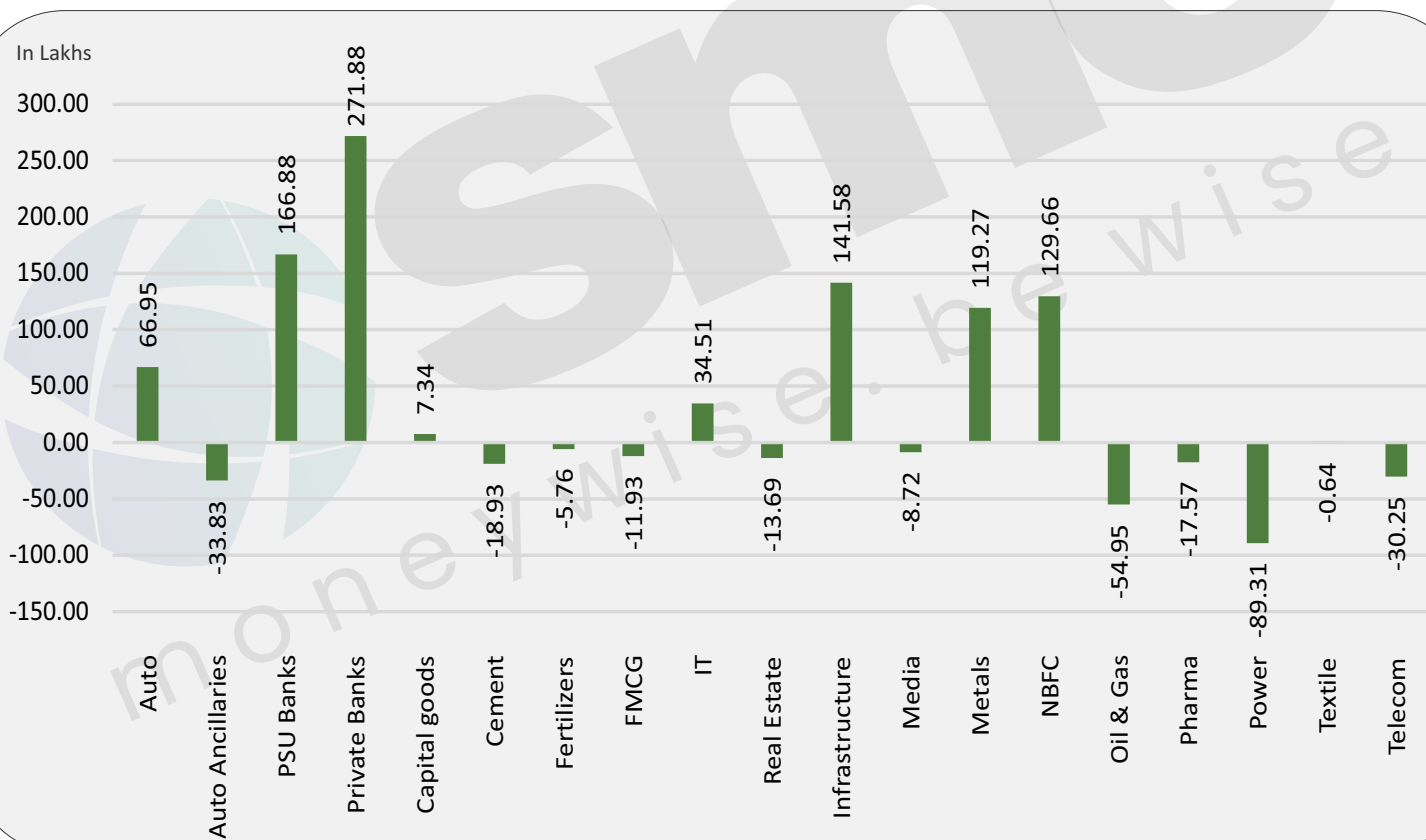
Sector overview

Scrips/Indexs	OI Change	Volume Change (%)	Price Change	Remark
Auto	6694525	25.4%	2.2%	Long Buildup
Auto Ancillaries	-3382825	-24.0%	-0.2%	Long Unwinding
PSU Banks	16688000	29.1%	1.3%	Long Buildup
Private Banks	27188450	14.4%	0.2%	Long Buildup
Capital goods	733950	25.5%	-0.2%	Short Buildup
Cement	-1893048	-1.8%	-0.1%	Long Unwinding
Fertilizers	-576400	33.6%	-1.3%	Long Unwinding
FMCG	-1192625	3.2%	0.2%	Short Covering
IT	3451350	-29.0%	-1.2%	Short Buildup
Real Estate	-1369000	9.5%	0.4%	Short Covering

Sector overview

Scrips/Indexs	OI Change	Volume Change (%)	Price Change	Remark
Infrastructure	14158000	-24.2%	-2.5%	Short Buildup
Media	-871500	-45.7%	-1.2%	Long Unwinding
Metals	11927325	-5.1%	-1.3%	Short Buildup
NBFC	12966422	117.2%	2.4%	Long Buildup
Oil & Gas	-5495075	45.7%	-0.6%	Long Unwinding
Pharma	-1756675	-27.4%	-0.9%	Long Unwinding
Power	-8931375	6.1%	1.0%	Short Covering
Textile	-64410	-17.0%	-0.8%	Long Unwinding
Telecom	-3024800	8.9%	0.0%	Long Unwinding

Change in sector open interest



E-mail: smc.care@smcindiaonline.com



Corporate Office:

11/6B, Shanti Chamber,
Pusa Road, New Delhi - 110005
Tel: +91-11-30111000
www.smcindiaonline.com

Mumbai Office:

Lotus Corporate Park, A Wing 401 / 402, 4th Floor,
Graham Firth Steel Compound, Off Western
Express Highway, Jay Coach Signal, Goreagon
(East) Mumbai - 400063
Tel: 91-22-67341600, Fax: 91-22-67341697

Kolkata Office:

18, Rabindra Sarani, Poddar Court, Gate No-4,
5th Floor, Kolkata - 700001
Tel.: 033 6612 7000/033 4058 7000
Fax: 033 6612 7004/033 4058 7004

Investments in securities market are subject to market risks, read all the related documents carefully before investing. Registration granted by SEBI and certification from NISM in no way guarantee performance of the intermediary or provide any assurance of returns to investors. The securities quoted are for illustration only and are not recommendatory. SMC is a SEBI registered Research Analyst having registration number INH100001849. CIN : L74899DL1994PLC063609.

SMC Global Securities Ltd. (hereinafter referred to as "SMC") is regulated by the Securities and Exchange Board of India ("SEBI") and is licensed to carry on the business of broking, depository services and related activities. SMC is a registered member of National Stock Exchange of India Limited, Bombay Stock Exchange Limited, MSEI (Metropolitan Stock Exchange of India Ltd) and M/s SMC Comtrade Ltd is a registered member of National Commodity and Derivative Exchange Limited and Multi Commodity Exchanges of India and other commodity exchanges in India. SMC is also registered as a Depository Participant with CDSL and NSDL. SMC's other associates are registered as Merchant Bankers, Portfolio Managers, NBFC with SEBI and Reserve Bank of India. It also has registration with AMFI as a Mutual Fund Distributor.

SMC is a SEBI registered Research Analyst having registration number INH100001849. SMC or its associates has not been debarred/ suspended by SEBI or any other regulatory authority for accessing /dealing in securities market. SMC or its associates or its Research Analyst or his relatives do not hold any financial interest in the subject company interest at the time of publication of this Report. SMC or its associates or its Research Analyst or his relatives do not hold any actual/beneficial ownership of more than 1% (one percent) in the subject company, at the end of the month immediately preceding the date of publication of this Report. SMC or its associates its Research Analyst or his relatives does not have any material conflict of interest at the time of publication of this Report.

SMC or its associates/analyst has not received any compensation from the subject company covered by the Research Analyst during the past twelve months. The subject company has not been a client of SMC during the past twelve months. SMC or its associates has not received any compensation or other benefits from the subject company covered by analyst or third party in connection with the present Research Report. The Research Analyst has not served as an officer, director or employee of the subject company covered by him/her and SMC has not been engaged in the market making activity for the subject company covered by the Research Analyst in this report.

The views expressed by the Research Analyst in this Report are based solely on information available publicly available/internal data/ other reliable sources believed to be true. SMC does not represent/ provide any warranty expressly or impliedly to the accuracy, contents or views expressed herein and investors are advised to independently evaluate the market conditions/risks involved before making any investment decision. The research analysts who have prepared this Report hereby certify that the views /opinions expressed in this Report are their personal independent views/opinions in respect of the subject company.

Disclaimer: This Research Report is for the personal information of the authorized recipient and doesn't construe to be any investment, legal or taxation advice to the investor. It is only for private circulation and use. The Research Report is based upon information that we consider reliable, but we do not represent that it is accurate or complete, and it should not be relied upon as such. No action is solicited on the basis of the contents of this Research Report. The Research Report should not be reproduced or redistributed to any other person(s) in any form without prior written permission of the SMC. The contents of this material are general and are neither comprehensive nor inclusive. Neither SMC nor any of its affiliates, associates, representatives, directors or employees shall be responsible for any loss or damage that may arise to any person due to any action taken on the basis of this Research Report. It does not constitute personal recommendations or take into account the particular investment objectives, financial situations or needs of an individual client or a corporate/s or any entity/s. All investments involve risk and past performance doesn't guarantee future results. The value of, and income from investments may vary because of the changes in the macro and micro factors given at a certain period of time. The person should use his/her own judgment while taking investment decisions. Please note that SMC its affiliates, Research Analyst, officers, directors, and employees, including persons involved in the preparation or issuance of this Research Report: (a) from time to time, may have long or short positions in, and buy or sell the securities thereof, of the subject company(ies) mentioned here in; or (b) be engaged in any other transaction involving such securities and earn brokerage or other compensation or act as a market maker in the financial instruments of the subject company(ies) discussed herein or may perform or seek to perform investment banking services for such company(ies) or act as advisor or lender/borrower to such subject company(ies); or (c) may have any other potential conflict of interest with respect to any recommendation and related information and opinions. All disputes shall be subject to the exclusive jurisdiction of Delhi High court.