

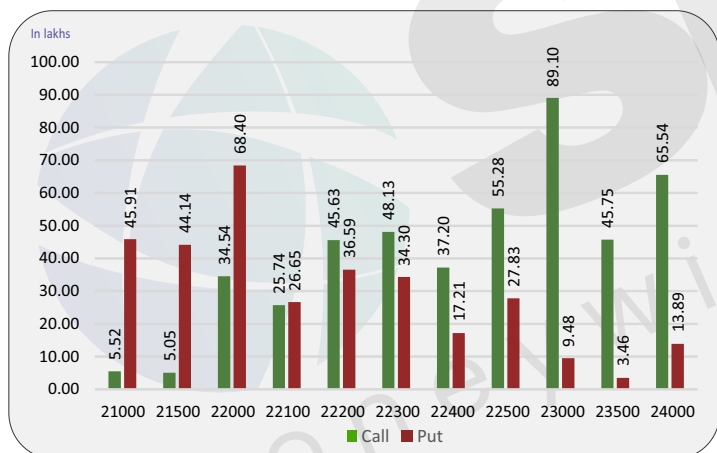
Index level

Index	Close	S1	S2	R1	R2
NIFTY	22055	21600	21500	21800	21900
BANKNIFTY	47175	47000	46800	47400	47600

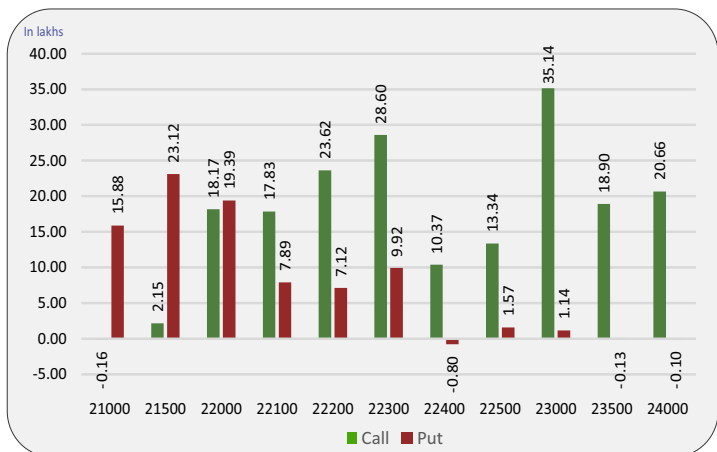
Nifty snapshot

	18-Apr	16-Apr
Nifty Spot	21995.85	22147.90
Nifty Apr	22055.20	22200.75
Nifty May	22206.10	22356.40
Chg. OI (Apr) (%)	4.13	-5.06
Chg. OI (May) (%)	57.88	10.65
50 Day SMA	22161	22155
100 Day SMA	21681	21661
200 Day SMA	20599	20589

Nifty option OI concentration



Nifty option OI change



Nifty outlook

Gift Nifty 21731 (-324)

Today the markets are likely to open on negative note. All the emerging markets are trading negative. The coming session is likely to witness a range of 21600 on declines and 21800 on advances.

Stock is in ban period

BALRAMCHIN, BANDHANBNK, EXIDEIND, GNFC, HINDCOPPER, IDEA, METROPOLIS, NATIONALUM, PEL, SAIL, ZEEL

Sentiment indicator

	18-Apr	16-Apr	15-Apr	12-Apr	10-Apr
NIFTY Discount/Premium	59.35	52.85	84.80	82.05	58.60
COST OF CARRY%	0.91	0.89	0.88	0.85	0.82
PCR(OI)	0.79	0.86	0.97	0.93	1.34
PCR(VOL)	0.89	0.76	0.89	0.85	1.50
A/D RATIO(Nifty 50)	0.23	0.36	0.14	0.14	1.72
A/D RATIO(All FO Stock)*	0.35	0.79	0.13	0.35	1.98
IMPLIED VOLATILITY	12.38	11.93	11.72	10.94	10.67
VIX	13.04	12.62	12.47	11.53	11.11
HISTORICAL VOLATILITY	14.43	14.44	14.45	14.41	14.38

\*All Future Stock

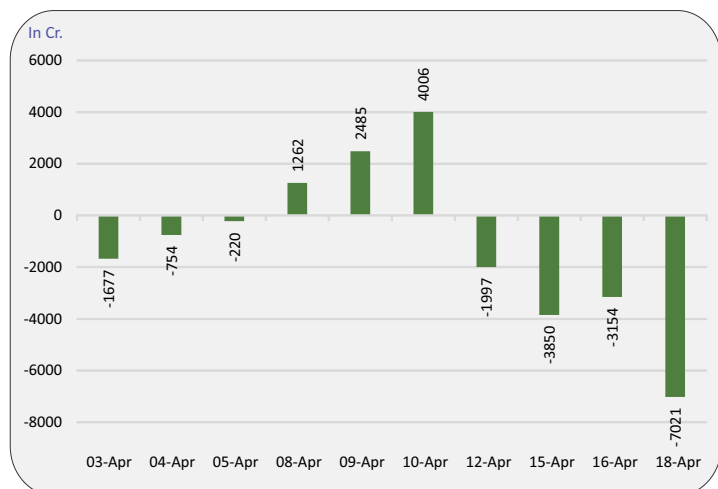
Nifty v/s OI

Date	Nifty	% Change	Open Interest	% Change
08-Apr	22749	0.7%	10465700	8.1%
09-Apr	22735	-0.1%	11419350	9.1%
10-Apr	22812	0.3%	11433350	0.1%
12-Apr	22601	-0.9%	10886200	-4.8%
15-Apr	22357	-1.1%	11622900	6.8%
16-Apr	22201	-0.7%	11034550	-5.1%
18-Apr	22055	-0.7%	11490050	4.1%

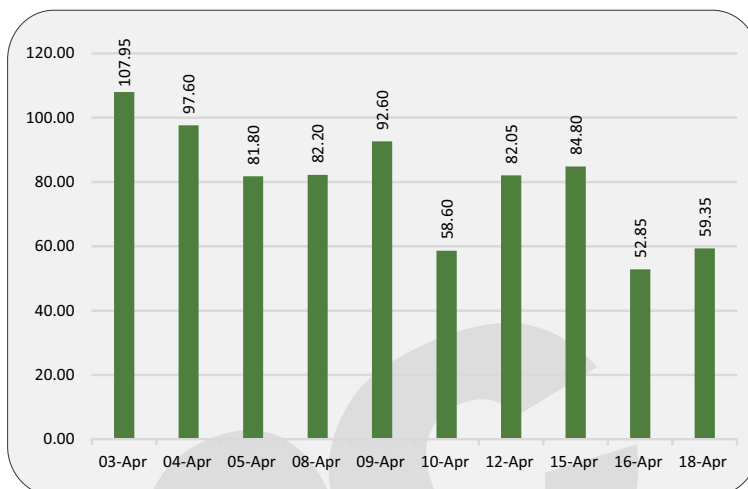
Fund flow (FII/DII)

	Net investment (in cr)
FII INDEX FUTURE	-7021
FII INDEX OPTION	29647
FII STOCK FUTURE	-4597
FII STOCK OPTION	543
FII CASH	-4,260
DII CASH	2,286

### FII'S activity in Nifty future



### Nifty discount / premium



### Top 10 long build up

	LTP	% Change	Open Interest	% OI Change
BHARTIARTL	1266.9	4.18%	31963700	19.50%
INFY	1424.6	0.43%	4.79E+07	5.62%
BAJAJ-AUTO	9048.6	1.13%	2522375	4.18%
M&MFIN	291.0	0.73%	24504000	3.43%
TRENT	4084.7	2.23%	3698800	3.38%
IPCALAB	1344.5	0.37%	2610400	2.97%
SBICARD	728.7	0.10%	19608800	2.60%
HDFCLIFE	606.4	0.12%	28276600	2.32%
HDFCAMC	3784.3	1.14%	3042600	1.91%

### Indices to out perform

	Closing	% Change
FMCG	52826	-1.08%
SMALLCAP	16286	-0.28%
ENERGY	39360	-0.89%
PHARMA	18526	-0.91%
AUTO	21521	-0.84%

### Indices to under perform

	Closing	% Change
IT	33499	-0.23%
BANK	47069	-0.87%
PSU BANK	6953	-0.19%
REALTY	933	-0.53%
FIN SERVICE	20899	-0.95%

### Top 10 short build up

	LTP	% Change	Open Interest	% OI Change
IGL	434.0	-6.39%	17017000	21.25%
EXIDEIND	448.2	-0.21%	18828000	16.95%
DRREDDY	5950.3	-1.65%	2197125	9.31%
SYNGENE	705.2	-0.69%	4908000	6.77%
APOLLOHOSP	6073.8	-4.25%	1888250	6.65%
PAGEIND	35008.9	-1.16%	195495	6.11%
CANFINHOME	763.1	-0.61%	3765450	5.63%
TITAN	3517.2	-3.52%	5886300	5.49%
MARUTI	12386.5	-0.79%	2508700	4.33%
BERGEPAIN	513.6	-3.52%	12971640	4.17%

### Stocks to out perform

	Closing	% Change
EXIDEIND	448.2	-0.21%
RECLTD	429.3	-0.06%
HDFCAMC	3784.3	1.14%
M&MFIN	291.0	0.73%
GAIL	203.8	-1.21%

### Stocks to under perform

	Closing	% Change
DRREDDY	5950.3	-1.65%
GODREJCP	1165.1	-1.32%
MFSL	1006.6	0.13%
UBL	1841.2	-0.96%
MCX	3894.4	3.73%

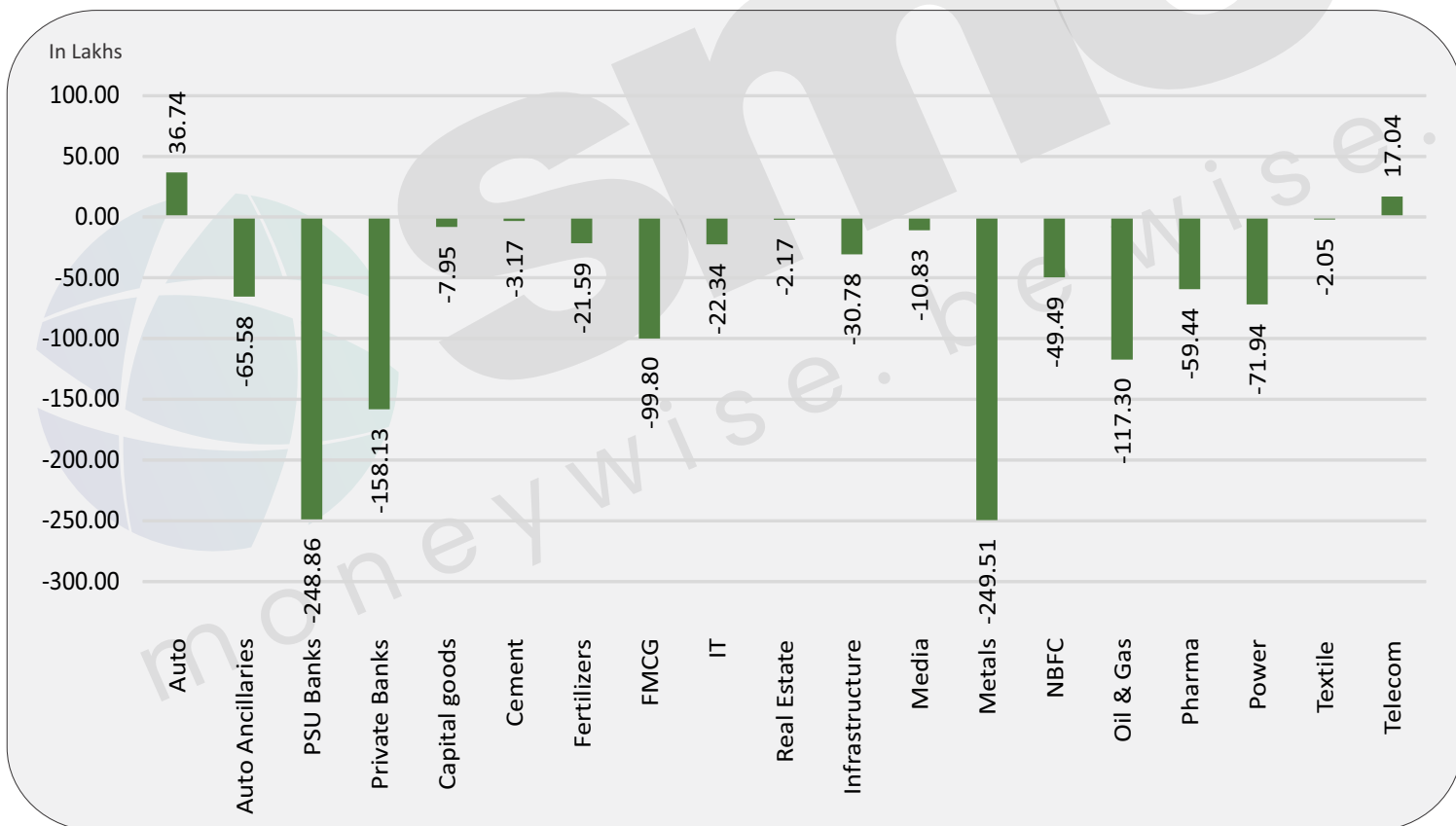
### Sector overview

Scripts/Indexes	OI Change	Volume Change (%)	Price Change	Remark
Auto	3673650	48.4%	-1.3%	Short Buildup
Auto Ancillaries	-6558050	35.1%	0.3%	Short Covering
PSU Banks	-24886000	7.7%	0.3%	Short Covering
Private Banks	-15813175	41.9%	-0.5%	Long Unwinding
Capital goods	-795000	74.9%	0.2%	Short Covering
Cement	-317343	39.7%	-1.2%	Long Unwinding
Fertilizers	-2159400	32.6%	-0.7%	Long Unwinding
FMCG	-9979500	109.4%	-1.4%	Long Unwinding
IT	-2233850	57.9%	-0.2%	Long Unwinding
Real Estate	-216825	-5.6%	-2.5%	Long Unwinding

### Sector overview

Scripts/Indexes	OI Change	Volume Change (%)	Price Change	Remark
Infrastructure	-3078000	-8.1%	-1.3%	Long Unwinding
Media	-1083000	18.0%	-1.2%	Long Unwinding
Metals	-24951075	45.5%	-0.3%	Long Unwinding
NBFC	-4948794	1.0%	-0.3%	Long Unwinding
Oil & Gas	-11730425	31.9%	-1.6%	Long Unwinding
Pharma	-5943600	65.6%	-1.0%	Long Unwinding
Power	-7194075	97.0%	-0.5%	Long Unwinding
Textile	-205110	45.8%	-0.6%	Long Unwinding
Telecom	1704250	220.6%	3.8%	Long Buildup

### Change in sector open interest



E-mail: [smc.care@smcindiaonline.com](mailto:smc.care@smcindiaonline.com)



**Corporate Office:**

11/6B, Shanti Chamber,  
Pusa Road, New Delhi - 110005  
Tel: +91-11-30111000  
[www.smcindiaonline.com](http://www.smcindiaonline.com)

**Mumbai Office:**

Lotus Corporate Park, A Wing 401 / 402, 4th Floor,  
Graham Firth Steel Compound, Off Western  
Express Highway, Jay Coach Signal, Goreagon  
(East) Mumbai - 400063  
Tel: 91-22-67341600, Fax: 91-22-67341697

**Kolkata Office:**

18, Rabindra Sarani, Poddar Court, Gate No-4,  
5th Floor, Kolkata - 700001  
Tel.: 033 6612 7000/033 4058 7000  
Fax: 033 6612 7004/033 4058 7004

Investments in securities market are subject to market risks, read all the related documents carefully before investing. Registration granted by SEBI and certification from NISM in no way guarantee performance of the intermediary or provide any assurance of returns to investors. The securities quoted are for illustration only and are not recommendatory. SMC is a SEBI registered Research Analyst having registration number INH100001849. CIN : L74899DL1994PLC063609.

SMC Global Securities Ltd. (hereinafter referred to as "SMC") is regulated by the Securities and Exchange Board of India ("SEBI") and is licensed to carry on the business of broking, depository services and related activities. SMC is a registered member of National Stock Exchange of India Limited, Bombay Stock Exchange Limited, MSEI (Metropolitan Stock Exchange of India Ltd) and M/s SMC Comtrade Ltd is a registered member of National Commodity and Derivative Exchange Limited and Multi Commodity Exchanges of India and other commodity exchanges in India. SMC is also registered as a Depository Participant with CDSL and NSDL. SMC's other associates are registered as Merchant Bankers, Portfolio Managers, NBFC with SEBI and Reserve Bank of India. It also has registration with AMFI as a Mutual Fund Distributor.

SMC is a SEBI registered Research Analyst having registration number INH100001849. SMC or its associates has not been debarred/ suspended by SEBI or any other regulatory authority for accessing /dealing in securities market. SMC or its associates or its Research Analyst or his relatives do not hold any financial interest in the subject company interest at the time of publication of this Report. SMC or its associates or its Research Analyst or his relatives do not hold any actual/beneficial ownership of more than 1% (one percent) in the subject company, at the end of the month immediately preceding the date of publication of this Report. SMC or its associates its Research Analyst or his relatives does not have any material conflict of interest at the time of publication of this Report.

SMC or its associates/analyst has not received any compensation from the subject company covered by the Research Analyst during the past twelve months. The subject company has not been a client of SMC during the past twelve months. SMC or its associates has not received any compensation or other benefits from the subject company covered by analyst or third party in connection with the present Research Report. The Research Analyst has not served as an officer, director or employee of the subject company covered by him/her and SMC has not been engaged in the market making activity for the subject company covered by the Research Analyst in this report.

The views expressed by the Research Analyst in this Report are based solely on information available publicly available/internal data/ other reliable sources believed to be true. SMC does not represent/ provide any warranty expressly or impliedly to the accuracy, contents or views expressed herein and investors are advised to independently evaluate the market conditions/risks involved before making any investment decision. The research analysts who have prepared this Report hereby certify that the views /opinions expressed in this Report are their personal independent views/opinions in respect of the subject company.

**Disclaimer:** This Research Report is for the personal information of the authorized recipient and doesn't construe to be any investment, legal or taxation advice to the investor. It is only for private circulation and use. The Research Report is based upon information that we consider reliable, but we do not represent that it is accurate or complete, and it should not be relied upon as such. No action is solicited on the basis of the contents of this Research Report. The Research Report should not be reproduced or redistributed to any other person(s) in any form without prior written permission of the SMC. The contents of this material are general and are neither comprehensive nor inclusive. Neither SMC nor any of its affiliates, associates, representatives, directors or employees shall be responsible for any loss or damage that may arise to any person due to any action taken on the basis of this Research Report. It does not constitute personal recommendations or take into account the particular investment objectives, financial situations or needs of an individual client or a corporate/s or any entity/s. All investments involve risk and past performance doesn't guarantee future results. The value of, and income from investments may vary because of the changes in the macro and micro factors given at a certain period of time. The person should use his/her own judgment while taking investment decisions. Please note that SMC its affiliates, Research Analyst, officers, directors, and employees, including persons involved in the preparation or issuance of this Research Report: (a) from time to time, may have long or short positions in, and buy or sell the securities thereof, of the subject company(ies) mentioned here in; or (b) be engaged in any other transaction involving such securities and earn brokerage or other compensation or act as a market maker in the financial instruments of the subject company(ies) discussed herein or may perform or seek to perform investment banking services for such company(ies) or act as advisor or lender/borrower to such subject company(ies); or (c) may have any other potential conflict of interest with respect to any recommendation and related information and opinions. All disputes shall be subject to the exclusive jurisdiction of Delhi High court.