

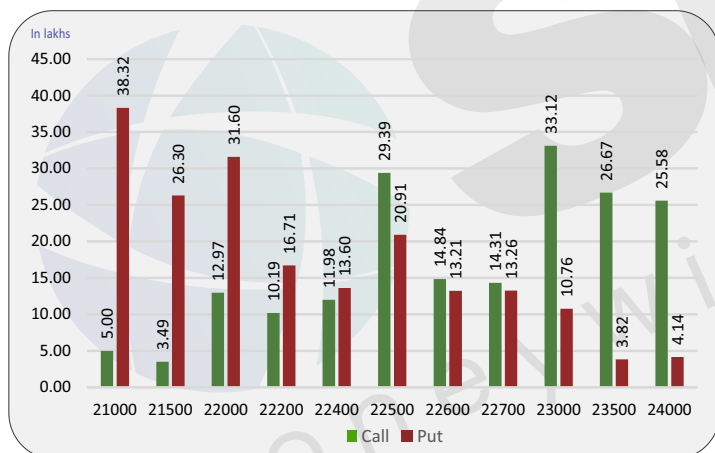
Index level

Index	Close	S1	S2	R1	R2
NIFTY	22498	22400	22300	22600	22700
BANKNIFTY	48092	47900	47700	48300	48500

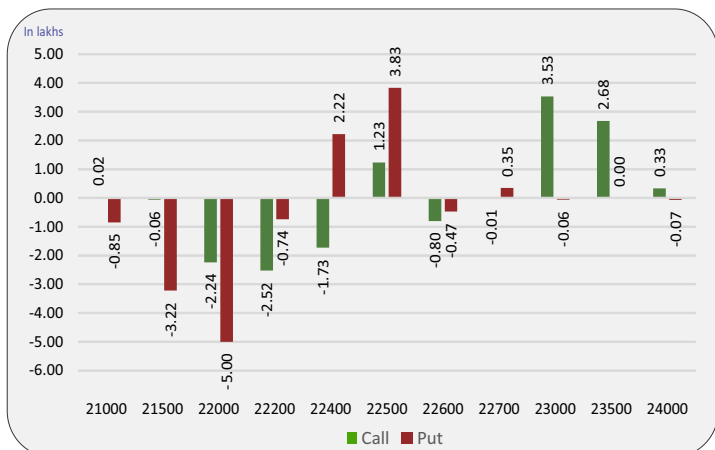
Nifty snapshot

	17-May	16-May
Nifty Spot	22466.10	22403.85
Nifty May	22497.70	22452.35
Nifty Jun	22602.45	22552.65
Chg. OI (May) (%)	-2.29	-2.68
Chg. OI (Jun) (%)	7.07	11.78
50 Day SMA	22312	22313
100 Day SMA	22032	22027
200 Day SMA	20893	20887

Nifty option OI concentration



Nifty option OI change



Nifty outlook

Gift Nifty 22505 (+7)

Today the markets are likely to open on flat note. All the emerging markets are trading mixed. The coming session is likely to witness a range of 22400 on declines and 22600 on advances.

Stock is in ban period

ABCAPITAL, BALRAMCHIN, BANDHANBNK, BIOCON, BSOFT, GMRINFRA, GRANULES, HINDCOPPER, IDEA, INDIACEM, PEL, SAIL, ZEEL

Sentiment indicator

	17-May	16-May	15-May	14-May	13-May
NIFTY Discount/Premium	31.60	48.50	86.50	90.85	97.05
COST OF CARRY%	0.83	0.82	0.82	0.81	0.80
PCR(OI)	1.08	1.11	1.09	1.10	1.06
PCR(VOL)	1.20	1.06	0.95	0.99	0.83
A/D RATIO(Nifty 50)	1.13	2.27	0.69	1.58	1.58
A/D RATIO(All FO Stock)*	1.90	3.68	0.81	2.34	2.02
IMPLIED VOLATILITY	18.57	19.21	19.70	19.72	20.63
VIX	19.80	20.00	20.27	20.20	20.60
HISTORICAL VOLATILITY	14.23	14.26	14.25	14.28	14.3

*All Future Stock

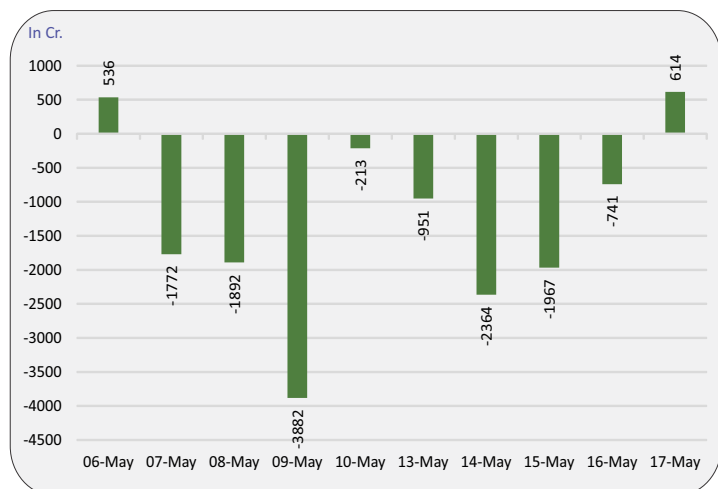
Nifty v/s OI

Date	Nifty	% Change	Open Interest	% Change
09-May	22076	-1.4%	12256875	14.1%
10-May	22141	0.3%	11804625	-3.7%
13-May	22201	0.3%	11724000	-0.7%
14-May	22309	0.5%	10830875	-7.6%
15-May	22287	-0.1%	10398075	-4.0%
16-May	22452	0.7%	10119150	-2.7%
17-May	22498	0.2%	9887375	-2.3%

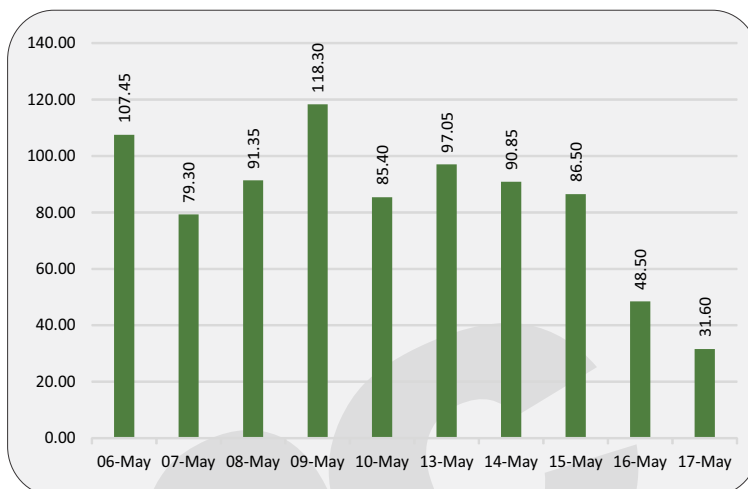
Fund flow (FII/DII)

	Net investment (in cr)
FII INDEX FUTURE	614
FII INDEX OPTION	-15251
FII STOCK FUTURE	-927
FII STOCK OPTION	370
FII CASH	1,617
DII CASH	1,556

FII'S activity in Nifty future



Nifty discount / premium



Top 10 long build up

	LTP	% Change	Open Interest	% OI Change
CROMPTON	392.0	15.41%	17260200	22.62%
CONCOR	1091.0	4.77%	15708000	21.85%
ZYDUSLIFE	1054.4	3.97%	9936900	16.25%
DIXON	8956.5	7.96%	1307900	15.96%
ASTRAL	2310.2	1.38%	2692679	12.19%
EXIDEIND	478.6	0.64%	15690600	7.55%
IRCTC	1098.1	4.96%	15850625	7.36%
ABCAPITAL	225.9	1.39%	68547600	6.98%
PETRONET	313.4	0.18%	45996000	5.37%
MCX	4040.3	2.45%	2292400	5.20%

Indices to out perform

	Closing	% Change
AUTO	23286	1.74%
SMALLCAP	16871	1.65%
PSE	10331	1.35%
MIDCAP	14515	0.82%
METAL	9558	1.62%

Indices to under perform

	Closing	% Change
FMCG	55065	0.12%
BANK	48116	0.29%
PSU BANK	7109	0.16%
IT	33382	-0.85%
PHARMA	18982	-0.08%

Top 10 short build up

	LTP	% Change	Open Interest	% OI Change
CIPLA	1404.5	-1.42%	11908650	7.57%
PIIND	3577.2	-1.24%	2158000	7.14%
VOLTAS	1293.1	-2.57%	7440000	6.26%
GODREJPROP	2863.8	-0.46%	3158750	3.57%
TCS	3847.5	-1.55%	13072675	3.32%
PAGEIND	35353.1	-0.30%	178695	2.20%
M&MFIN	262.6	-0.81%	32434000	2.10%
MPHASIS	2314.4	-2.58%	2983200	2.04%
OFSS	7816.9	-1.44%	839200	1.98%
HAL	4549.4	-1.72%	8916300	1.97%

Stocks to out perform

	Closing	% Change
CROMPTON	392.0	15.41%
RECLTD	545.8	0.52%
HDFCAMC	3786.6	-2.13%
M&MFIN	262.6	-0.81%
GAIL	204.6	4.33%

Stocks to under perform

	Closing	% Change
DRREDDY	5812.1	-0.60%
GODREJCP	1300.2	-0.51%
MFSL	1023.1	1.75%
UBL	1919.7	0.87%
COALINDIA	471.6	0.50%

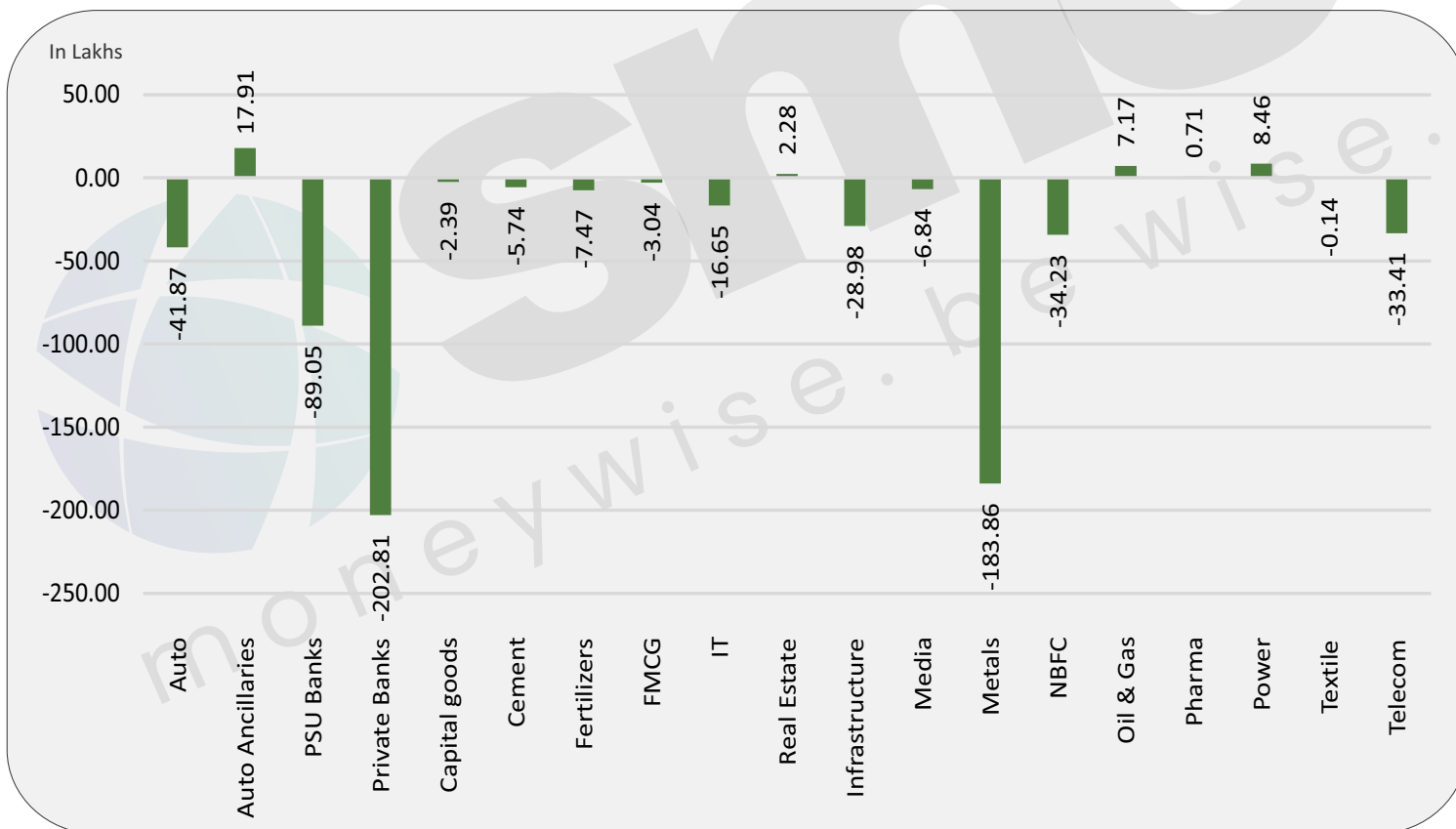
Sector overview

Scripts/Indexes	OI Change	Volume Change (%)	Price Change	Remark
Auto	-4186900	-29.5%	0.9%	Short Covering
Auto Ancillaries	1791425	-13.5%	0.3%	Long Buildup
PSU Banks	-8905125	-45.8%	-0.1%	Long Unwinding
Private Banks	-20280675	-41.0%	0.0%	Short Covering
Capital goods	-239400	-49.9%	1.0%	Short Covering
Cement	-573551	-15.7%	1.4%	Short Covering
Fertilizers	-746850	-9.7%	0.5%	Short Covering
FMCG	-303600	-39.5%	-0.3%	Long Unwinding
IT	-1665275	-44.6%	-1.0%	Long Unwinding
Real Estate	227575	-8.6%	0.1%	Long Buildup

Sector overview

Scripts/Indexes	OI Change	Volume Change (%)	Price Change	Remark
Infrastructure	-2898000	828.8%	4.1%	Short Covering
Media	-684000	6.1%	0.4%	Short Covering
Metals	-18386350	10.2%	1.8%	Short Covering
NBFC	-3422675	-31.7%	0.3%	Short Covering
Oil & Gas	716750	-28.1%	1.0%	Long Buildup
Pharma	71425	-20.2%	0.4%	Long Buildup
Power	845700	-18.2%	0.8%	Long Buildup
Textile	-14145	-18.6%	0.0%	Short Covering
Telecom	-3340800	-45.6%	0.3%	Short Covering

Change in sector open interest



E-mail: smc.care@smcindiaonline.com



Corporate Office:

11/6B, Shanti Chamber,
Pusa Road, New Delhi - 110005
Tel: +91-11-30111000
www.smcindiaonline.com

Mumbai Office:

Lotus Corporate Park, A Wing 401 / 402 , 4th Floor ,
Graham Firth Steel Compound, Off Western
Express Highway, Jay Coach Signal, Goreagon
(East) Mumbai - 400063
Tel: 91-22-67341600, Fax: 91-22-67341697

Kolkata Office:

18, Rabindra Sarani, Poddar Court, Gate No-4,
5th Floor, Kolkata - 700001
Tel.: 033 6612 7000/033 4058 7000
Fax: 033 6612 7004/033 4058 7004

Investments in securities market are subject to market risks, read all the related documents carefully before investing. Registration granted by SEBI and certification from NISM in no way guarantee performance of the intermediary or provide any assurance of returns to investors. The securities quoted are for illustration only and are not recommendatory. SMC is a SEBI registered Research Analyst having registration number INH100001849. CIN : L74899DL1994PLC063609.

SMC Global Securities Ltd. (hereinafter referred to as "SMC") is regulated by the Securities and Exchange Board of India ("SEBI") and is licensed to carry on the business of broking, depository services and related activities. SMC is a registered member of National Stock Exchange of India Limited, Bombay Stock Exchange Limited, MSEI (Metropolitan Stock Exchange of India Ltd) and M/s SMC Comtrade Ltd is a registered member of National Commodity and Derivative Exchange Limited and Multi Commodity Exchanges of India and other commodity exchanges in India. SMC is also registered as a Depository Participant with CDSL and NSDL. SMC's other associates are registered as Merchant Bankers, Portfolio Managers, NBFC with SEBI and Reserve Bank of India. It also has registration with AMFI as a Mutual Fund Distributor.

SMC is a SEBI registered Research Analyst having registration number INH100001849. SMC or its associates has not been debarred/ suspended by SEBI or any other regulatory authority for accessing /dealing in securities market. SMC or its associates or its Research Analyst or his relatives do not hold any financial interest in the subject company interest at the time of publication of this Report. SMC or its associates or its Research Analyst or his relatives do not hold any actual/beneficial ownership of more than 1% (one percent) in the subject company, at the end of the month immediately preceding the date of publication of this Report. SMC or its associates its Research Analyst or his relatives does not have any material conflict of interest at the time of publication of this Report.

SMC or its associates/analyst has not received any compensation from the subject company covered by the Research Analyst during the past twelve months. The subject company has not been a client of SMC during the past twelve months. SMC or its associates has not received any compensation or other benefits from the subject company covered by analyst or third party in connection with the present Research Report. The Research Analyst has not served as an officer, director or employee of the subject company covered by him/her and SMC has not been engaged in the market making activity for the subject company covered by the Research Analyst in this report.

The views expressed by the Research Analyst in this Report are based solely on information available publicly available/internal data/ other reliable sources believed to be true. SMC does not represent/ provide any warranty expressly or impliedly to the accuracy, contents or views expressed herein and investors are advised to independently evaluate the market conditions/risks involved before making any investment decision. The research analysts who have prepared this Report hereby certify that the views /opinions expressed in this Report are their personal independent views/opinions in respect of the subject company.

Disclaimer: This Research Report is for the personal information of the authorized recipient and doesn't construe to be any investment, legal or taxation advice to the investor. It is only for private circulation and use. The Research Report is based upon information that we consider reliable, but we do not represent that it is accurate or complete, and it should not be relied upon as such. No action is solicited on the basis of the contents of this Research Report. The Research Report should not be reproduced or redistributed to any other person(s) in any form without prior written permission of the SMC. The contents of this material are general and are neither comprehensive nor inclusive. Neither SMC nor any of its affiliates, associates, representatives, directors or employees shall be responsible for any loss or damage that may arise to any person due to any action taken on the basis of this Research Report. It does not constitute personal recommendations or take into account the particular investment objectives, financial situations or needs of an individual client or a corporate/s or any entity/s. All investments involve risk and past performance doesn't guarantee future results. The value of, and income from investments may vary because of the changes in the macro and micro factors given at a certain period of time. The person should use his/her own judgment while taking investment decisions. Please note that SMC its affiliates, Research Analyst, officers, directors, and employees, including persons involved in the preparation or issuance of this Research Report: (a) from time to time, may have long or short positions in, and buy or sell the securities thereof, of the subject company(ies) mentioned here in; or (b) be engaged in any other transaction involving such securities and earn brokerage or other compensation or act as a market maker in the financial instruments of the subject company(ies) discussed herein or may perform or seek to perform investment banking services for such company(ies) or act as advisor or lender/borrower to such subject company(ies); or (c) may have any other potential conflict of interest with respect to any recommendation and related information and opinions. All disputes shall be subject to the exclusive jurisdiction of Delhi High court.