

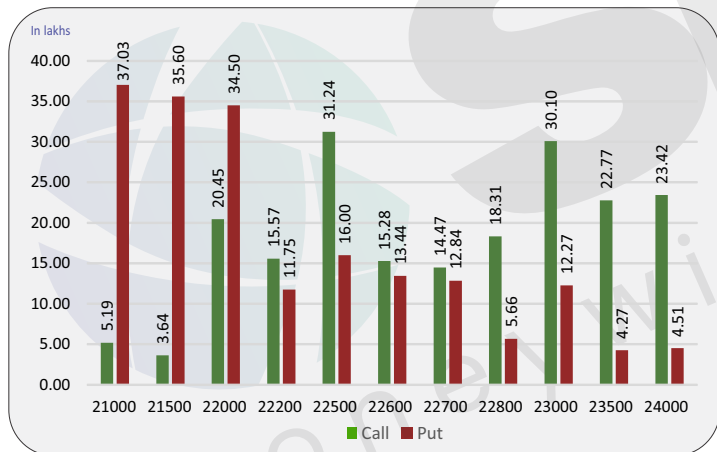
Index level

Index	Close	S1	S2	R1	R2
NIFTY	22201	22200	22100	22400	22500
BANKNIFTY	48004	47800	47600	48200	48400

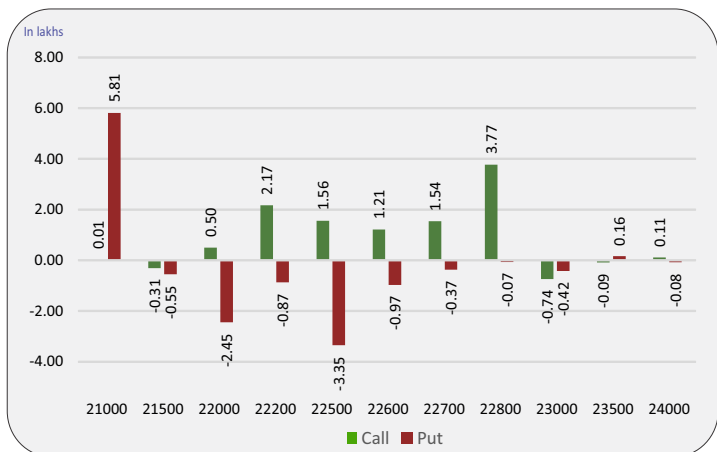
Nifty snapshot

	13-May	10-May
Nifty Spot	22104.05	22055.20
Nifty May	22201.10	22140.60
Nifty Jun	22311.90	22252.85
Chg. OI (May) (%)	-0.68	-3.69
Chg. OI (Jun) (%)	18.73	10.56
50 Day SMA	22295	22292
100 Day SMA	21994	21984
200 Day SMA	20843	20837

Nifty option OI concentration



Nifty option OI change



Nifty outlook

Gift Nifty 22261 (+60)

Today the markets are likely to open on positive note. All the emerging markets are trading mixed. The coming session is likely to witness a range of 22200 on declines and 22400 on advances.

Stock is in ban period

BALRAMCHIN, CANBK, GMRINFRA, HINDCOPPER, IDEA, PEL, PNB, SAIL, ZEEL

Sentiment indicator

	13-May	10-May	09-May	08-May	07-May
NIFTY Discount/Premium	97.05	85.40	118.30	91.35	79.30
COST OF CARRY%	0.78	0.74	0.74	0.72	0.70
PCR(OI)	1.06	1.10	1.13	1.22	1.25
PCR(VOL)	0.83	0.93	0.73	1.05	0.87
A/D RATIO(Nifty 50)	1.58	2.77	0.17	1.45	0.40
A/D RATIO(All FO Stock)*	2.02	4.24	0.09	2.02	0.19
IMPLIED VOLATILITY	13.79	13.15	13.97	13.25	13.52
VIX	20.60	18.47	18.20	17.08	17.01
HISTORICAL VOLATILITY	14.3	14.33	14.36	14.24	14.27

*All Future Stock

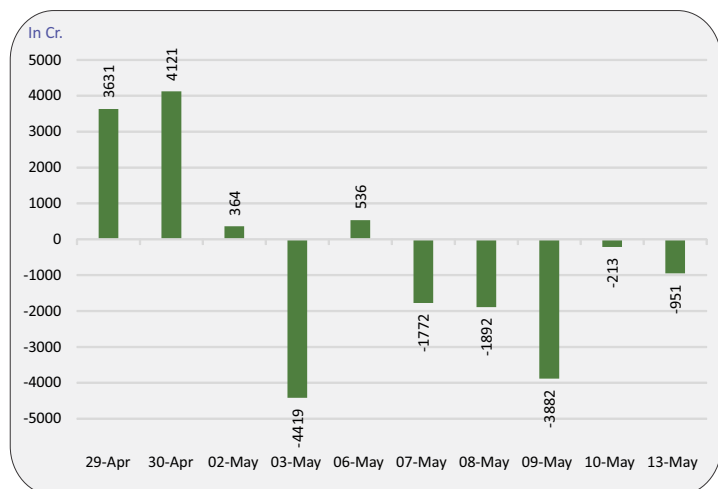
Nifty v/s OI

Date	Nifty	% Change	Open Interest	% Change
03-May	22575	-0.9%	10451150	-5.4%
06-May	22550	-0.1%	11047300	5.7%
07-May	22382	-0.7%	10622675	-3.8%
08-May	22394	0.1%	10746375	1.2%
09-May	22076	-1.4%	12256875	14.1%
10-May	22141	0.3%	11804625	-3.7%
13-May	22201	0.3%	11724000	-0.7%

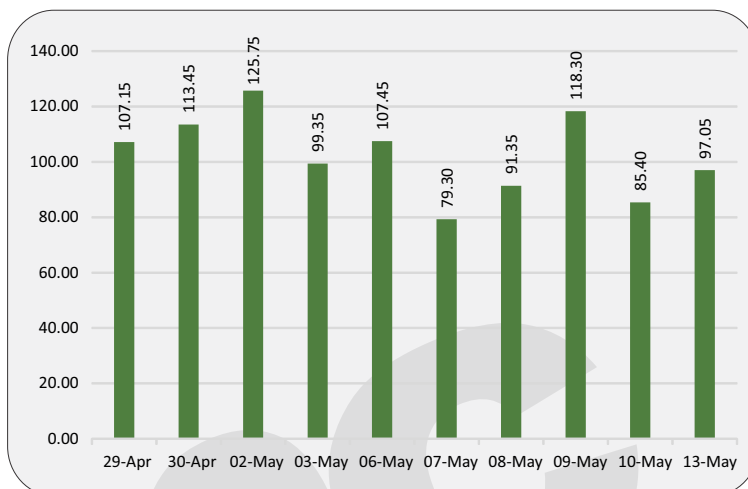
Fund flow (FII/DII)

	Net investment (in cr)
FII INDEX FUTURE	-951
FII INDEX OPTION	6227
FII STOCK FUTURE	296
FII STOCK OPTION	-70
FII CASH	-4,499
DII CASH	3,563

FII'S activity in Nifty future



Nifty discount / premium



Top 10 long build up

	LTP	% Change	Open Interest	% OI Change
CIPLA	1423.1	5.61%	11339900	14.82%
ASTRAL	2227.5	2.66%	2827001	12.58%
SIEMENS	6651.3	7.20%	1825950	11.18%
LALPATHLAB	2510.3	6.29%	1719600	8.66%
ABCAPITAL	223.4	2.76%	66771000	8.40%
SHREECEM	26150.4	1.15%	431975	6.73%
ESCORTS	3614.0	1.11%	1384075	6.61%
PAGEIND	35104.2	1.17%	171660	5.58%
VOLTAS	1306.5	0.85%	6834000	5.35%
NAUKRI	6094.3	0.48%	1542450	4.54%

Indices to out perform

	Closing	% Change
PHARMA	18939	1.77%
FMCG	55341	0.12%
MIDCAP	14065	1.11%
METAL	9095	1.31%
ENERGY	38868	-0.57%

Indices to under perform

	Closing	% Change
IT	33075	0.42%
AUTO	22463	-1.68%
PSU BANK	6987	-1.23%
SMALLCAP	16038	-0.43%
BANK	47754	0.70%

Top 10 short build up

	LTP	% Change	Open Interest	% OI Change
PEL	830.6	-2.67%	11974500	13.23%
DIXON	8288.1	-2.19%	1128800	13.17%
TATAMOTORS	961.8	-8.60%	70802550	9.12%
BEL	226.0	-0.99%	153575100	7.86%
IPCALAB	1302.7	-1.33%	1652300	4.31%
HINDPETRO	500.8	-0.64%	26412750	3.52%
MGL	1292.5	-1.15%	2204400	2.70%
SRF	2237.3	-2.21%	4870500	2.38%
HCLTECH	1320.9	-0.19%	23837800	2.29%
INDUSTOWER	330.2	-0.74%	72579800	2.18%

Stocks to out perform

	Closing	% Change
BHARATFORG	1418.6	0.98%
RECLTD	520.9	0.97%
HDFCAMC	3677.5	0.92%
M&MFIN	260.0	4.46%
GAIL	193.7	0.21%

Stocks to under perform

	Closing	% Change
DRREDDY	5931.9	-0.14%
GODREJCP	1335.9	1.50%
MFSL	969.7	-0.87%
UBL	1950.0	1.66%
M&MFIN	260.0	4.46%

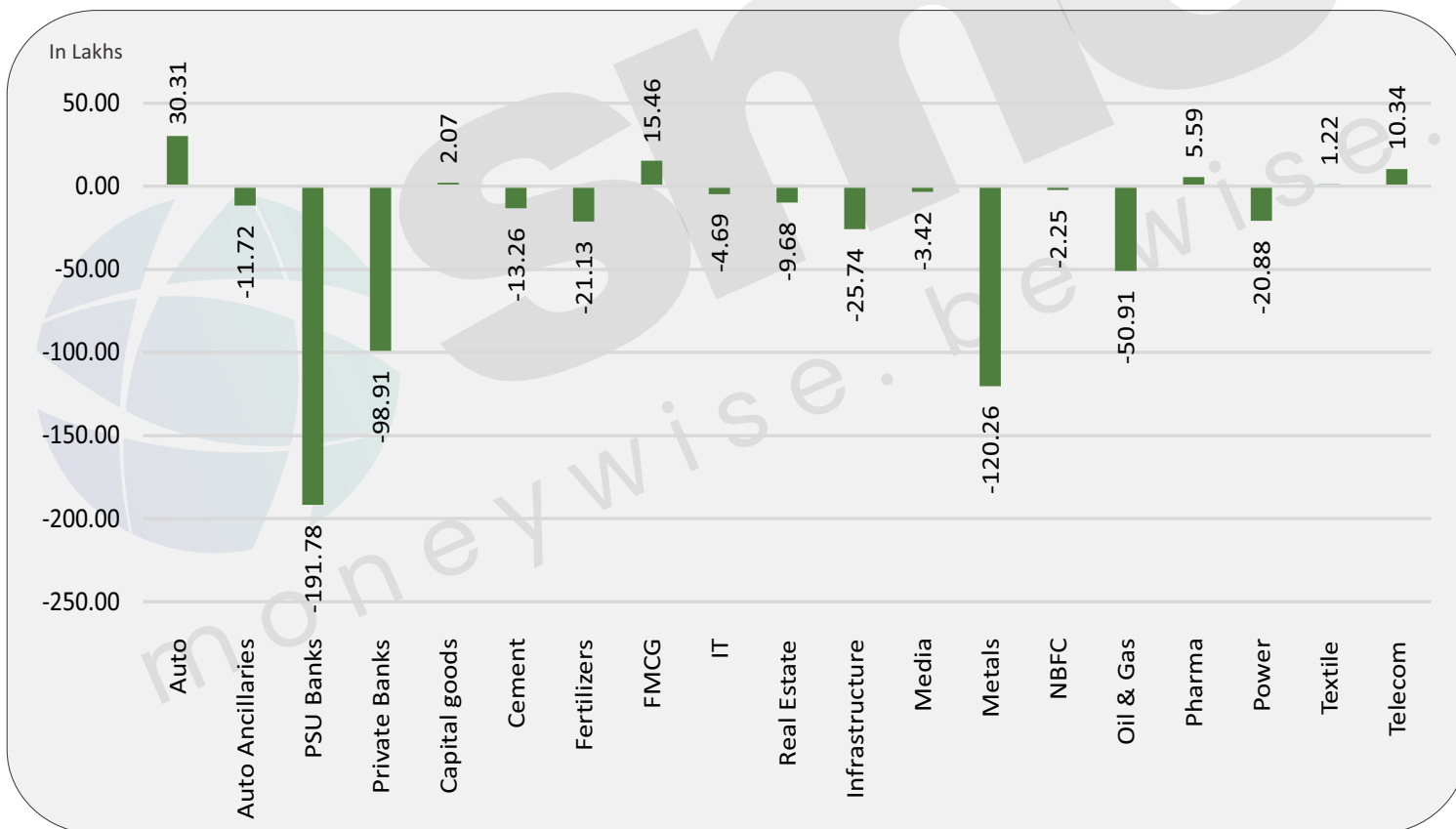
Sector overview

Scripts/Indexes	OI Change	Volume Change (%)	Price Change	Remark
Auto	3030900	55.2%	-1.4%	Short Buildup
Auto Ancillaries	-1171925	36.8%	0.1%	Short Covering
PSU Banks	-19178300	-31.7%	0.0%	Short Covering
Private Banks	-9890500	4.7%	0.7%	Short Covering
Capital goods	207000	29.8%	3.5%	Long Buildup
Cement	-1325723	10.3%	0.7%	Short Covering
Fertilizers	-2112700	144.4%	2.2%	Short Covering
FMCG	1546275	-10.7%	0.4%	Long Buildup
IT	-469300	-24.8%	0.6%	Short Covering
Real Estate	-967750	19.8%	2.0%	Short Covering

Sector overview

Scripts/Indexes	OI Change	Volume Change (%)	Price Change	Remark
Infrastructure	-2573750	35.5%	2.0%	Short Covering
Media	-342000	-61.3%	-0.7%	Long Unwinding
Metals	-12025875	17.5%	0.8%	Short Covering
NBFC	-225275	-1.7%	0.5%	Short Covering
Oil & Gas	-5090825	-18.0%	-0.6%	Long Unwinding
Pharma	558800	16.0%	1.9%	Long Buildup
Power	-2088150	9.1%	0.6%	Short Covering
Textile	122325	37.8%	-0.5%	Short Buildup
Telecom	1033600	-4.2%	-0.8%	Short Buildup

Change in sector open interest



E-mail: smc.care@smcindiaonline.com



Corporate Office:

11/6B, Shanti Chamber,
Pusa Road, New Delhi - 110005
Tel: +91-11-30111000
www.smcindiaonline.com

Mumbai Office:

Lotus Corporate Park, A Wing 401 / 402, 4th Floor,
Graham Firth Steel Compound, Off Western
Express Highway, Jay Coach Signal, Goreagon
(East) Mumbai - 400063
Tel: 91-22-67341600, Fax: 91-22-67341697

Kolkata Office:

18, Rabindra Sarani, Poddar Court, Gate No-4,
5th Floor, Kolkata - 700001
Tel.: 033 6612 7000/033 4058 7000
Fax: 033 6612 7004/033 4058 7004

Investments in securities market are subject to market risks, read all the related documents carefully before investing. Registration granted by SEBI and certification from NISM in no way guarantee performance of the intermediary or provide any assurance of returns to investors. The securities quoted are for illustration only and are not recommendatory. SMC is a SEBI registered Research Analyst having registration number INH100001849. CIN : L74899DL1994PLC063609.

SMC Global Securities Ltd. (hereinafter referred to as "SMC") is regulated by the Securities and Exchange Board of India ("SEBI") and is licensed to carry on the business of broking, depository services and related activities. SMC is a registered member of National Stock Exchange of India Limited, Bombay Stock Exchange Limited, MSEI (Metropolitan Stock Exchange of India Ltd) and M/s SMC Comtrade Ltd is a registered member of National Commodity and Derivative Exchange Limited and Multi Commodity Exchanges of India and other commodity exchanges in India. SMC is also registered as a Depository Participant with CDSL and NSDL. SMC's other associates are registered as Merchant Bankers, Portfolio Managers, NBFC with SEBI and Reserve Bank of India. It also has registration with AMFI as a Mutual Fund Distributor.

SMC is a SEBI registered Research Analyst having registration number INH100001849. SMC or its associates has not been debarred/ suspended by SEBI or any other regulatory authority for accessing /dealing in securities market. SMC or its associates or its Research Analyst or his relatives do not hold any financial interest in the subject company interest at the time of publication of this Report. SMC or its associates or its Research Analyst or his relatives do not hold any actual/beneficial ownership of more than 1% (one percent) in the subject company, at the end of the month immediately preceding the date of publication of this Report. SMC or its associates its Research Analyst or his relatives does not have any material conflict of interest at the time of publication of this Report.

SMC or its associates/analyst has not received any compensation from the subject company covered by the Research Analyst during the past twelve months. The subject company has not been a client of SMC during the past twelve months. SMC or its associates has not received any compensation or other benefits from the subject company covered by analyst or third party in connection with the present Research Report. The Research Analyst has not served as an officer, director or employee of the subject company covered by him/her and SMC has not been engaged in the market making activity for the subject company covered by the Research Analyst in this report.

The views expressed by the Research Analyst in this Report are based solely on information available publicly available/internal data/ other reliable sources believed to be true. SMC does not represent/ provide any warranty expressly or impliedly to the accuracy, contents or views expressed herein and investors are advised to independently evaluate the market conditions/risks involved before making any investment decision. The research analysts who have prepared this Report hereby certify that the views /opinions expressed in this Report are their personal independent views/opinions in respect of the subject company.

Disclaimer: This Research Report is for the personal information of the authorized recipient and doesn't construe to be any investment, legal or taxation advice to the investor. It is only for private circulation and use. The Research Report is based upon information that we consider reliable, but we do not represent that it is accurate or complete, and it should not be relied upon as such. No action is solicited on the basis of the contents of this Research Report. The Research Report should not be reproduced or redistributed to any other person(s) in any form without prior written permission of the SMC. The contents of this material are general and are neither comprehensive nor inclusive. Neither SMC nor any of its affiliates, associates, representatives, directors or employees shall be responsible for any loss or damage that may arise to any person due to any action taken on the basis of this Research Report. It does not constitute personal recommendations or take into account the particular investment objectives, financial situations or needs of an individual client or a corporate/s or any entity/s. All investments involve risk and past performance doesn't guarantee future results. The value of, and income from investments may vary because of the changes in the macro and micro factors given at a certain period of time. The person should use his/her own judgment while taking investment decisions. Please note that SMC its affiliates, Research Analyst, officers, directors, and employees, including persons involved in the preparation or issuance of this Research Report: (a) from time to time, may have long or short positions in, and buy or sell the securities thereof, of the subject company(ies) mentioned here in; or (b) be engaged in any other transaction involving such securities and earn brokerage or other compensation or act as a market maker in the financial instruments of the subject company(ies) discussed herein or may perform or seek to perform investment banking services for such company(ies) or act as advisor or lender/borrower to such subject company(ies); or (c) may have any other potential conflict of interest with respect to any recommendation and related information and opinions. All disputes shall be subject to the exclusive jurisdiction of Delhi High court.