






Mutual Funds Weekly Update

10 JUNE 2024

CONTENT

	Industry & Fund Update	2
	New Fund Offer - Ongoing	3
	Performance of Schemes	4-11





MUTUAL FUNDS

A BETTER WAY OF INVESTMENT



Industry & Fund Update

Motilal Oswal Mutual Fund launches quant fund

Motilal Oswal Mutual Fund launches Motilal Oswal Quant Fund, an open-ended equity scheme, investing based on a quant investment framework. The new fund offer or NFO of the scheme is open for subscription and will close on June 5. The scheme will re-open for continuous sale and repurchase within five business days from the date of allotment. The scheme is benchmarked against Nifty 200 Index TR. Both regular and direct plans will offer growth and IDCW options. The scheme will be managed by Ajay Khandelwal, Rakesh Shetty. The minimum application amount is Rs 500 and in multiples of Re 1 thereafter. An exit load of 1% is applicable if redeemed on or before 15 days from the date of allotment. No exit load will be there if redeemed after 15 days from the date of allotment. No exit load will be applicable in case of switch between the schemes, Motilal Oswal Focused Fund, Motilal Oswal Midcap Fund, Motilal Oswal Flexi Cap Fund, Motilal Oswal Balanced Advantage Fund, Motilal Oswal Large and Midcap Fund, Motilal Oswal Multi Asset Fund, Motilal Oswal Small Cap Fund, Motilal Oswal Large Cap Fund and other schemes as may be amended by AMC vide its addendum issued in this regard. No load shall be imposed for switching between options within the scheme. Further, it is clarified that there will be no exit load charged on a switch-out from regular to direct plan within the same scheme. The scheme will invest 80-100% in equity and equity-related instruments, 0-20% in units of liquid fund and money market instruments (including cash and cash equivalents). The investment strategy focuses on the concept of economic profit.

Mirae Asset Mutual Fund files draft document with Sebi for Nifty EV & New Age Automotive ETF

Mirae Asset Mutual Fund has filed a draft document with SEBI for regulatory approval to launch India's first Exchange Traded Fund (ETF) focused on the Electric Vehicles (EV) and New Age Automotive segment. Mirae Asset Nifty EV and New Age Automotive ETF will be an open-ended scheme replicating/tracking Nifty EV and New Age Automotive Total Return Index. This is the first ETF which is set to offer investors with long-term capital appreciation opportunities by investing in equity of companies that are at the forefront of the dynamic and rapidly evolving automotive sector thereby focusing towards sustainable development. The fund will track the newly launched Nifty EV & New Age Automotive Index, providing investors with a benchmark that truly reflects the innovative and forward-thinking nature of India's electric vehicle and new age automotive industry. The scheme will be managed by Ekta Gala and Vishal Singh. "We believe that companies which are part of disruptive themes like EV hold significant potential for growth especially if they have the first mover advantage in less penetrated markets like India. The long-term potential and opportunity size for EV and several other disruptions in the auto space is huge. Through this product, we want to provide an option for investors to take exposure in a portfolio of such companies," commented Swarup Anand Mohanty, Vice Chairman & CEO, Mirae Asset Investment Managers (India). This will be a valuable addition to Mirae's portfolio of exclusive products centered on both global and domestic themes. With this new offering, Mirae will be able to provide two specialized products dedicated to the Electric Vehicle sector—one targeting global companies involved in EV and New Age Automotive, and the other focusing solely on domestic companies within the same industry, said the press release.

Tata AIA Life launches Midcap Momentum Index Fund

Tata AIA Life Insurance (Tata AIA) has launched the Midcap Momentum Index Fund. This new fund is aimed at capitalizing on the dynamic growth potential of India's midcap sector. The new fund offering (NFO) window will remain open until June 15 at an NAV of Rs 10 per unit. The Indian equity market presents significant wealth creation opportunities as the economy is expected to grow multi-fold over the next few decades. Driven by growing consumption, rising disposable income, the shift towards organized sectors, global supply chain realignment, and supportive government policies, these factors create a favorable environment for midcap companies to thrive, said the press release. The Midcap Momentum Index Fund will benchmarked against Nifty Midcap 150 Momentum 50 index. This index tracks the performance of the top 50 high growth companies within the Nifty Midcap 150, selected based on their Normalized Momentum Score, offering investors a chance to benefit from high-growth midcap stocks. The investment objective of the fund is long-term capital appreciation through a diversified portfolio of midcap companies. The fund will invest 80%-100% in equity and equity-related instruments, 0%-20% in cash, and money market securities. "The Midcap momentum index has grown 11x in the last 9 years, demonstrating the robust growth of India's midcap sector. With the Midcap Momentum Index Fund, we aim to provide our investors with an attractive proposition to capitalize on this dynamic sector powered by India's growth story. India is well into its Amrit Kaal, driven by robust growth in manufacturing and services sector, rising consumption demand, financialization of saving etc. Our offering enables consumers to enjoy long term return backed by the financial security and health & wellness benefits from the underlying investment linked plans offered by us," said Harshad Patil, Executive Vice President, and Chief Investment Officer (CIO) of Tata AIA.



MUTUAL FUNDS

A BETTER WAY OF INVESTMENT



New Fund Offer - Ongoing

Scheme Name	Baroda BNP Paribas Nifty Bank ETF
Fund Type	Open Ended
Fund Class	Other Scheme - Other ETFs
Opens on	31-May-24
Closes on	14-Jun-24
Investment Objective	To provide investment returns closely corresponding to the total returns of the securities as represented by the Nifty Bank Total Returns Index before expenses, subject to tracking errors, fees and expenses. However, there is no assurance that the objective of the Scheme will be realized, and the Scheme does not assure or guarantee any returns.
Min. Investment	5000
Fund Manager	Mr. Neeraj Saxena

Scheme Name	Helios Financial Services Fund
Fund Type	Open Ended
Fund Class	Equity Scheme - Sectoral/ Thematic
Opens on	31-May-24
Closes on	14-Jun-24
Investment Objective	To generate long-term capital appreciation from a portfolio that is invested predominantly in equity and equity related securities of companies engaged in financial services. However, there can be no assurance that the investment objective of the Scheme will be realized.
Min. Investment	5000
Fund Manager	Mr. Alok Bahl and Mr. Pratik Singh

Scheme Name	Mahindra Manulife Manufacturing Fund
Fund Type	Open Ended
Fund Class	Equity Scheme - Sectoral/ Thematic
Opens on	31-May-24
Closes on	14-Jun-24
Investment Objective	To generate long term capital appreciation by investing predominantly in equity and equity related securities of companies engaged in manufacturing theme. However, there is no assurance that the objective of the Scheme will be achieved
Min. Investment	Rs 1,000/- and in multiples of Re 1/- thereafter.
Fund Manager	Mr. Renjith Sivaram Radhakrishnan, Mr. Manish Lodha and Mr. Pranav Nishith Patel

Scheme Name	Motilal Oswal Quant Fund
Fund Type	Open Ended
Fund Class	Equity Scheme - Sectoral/ Thematic
Opens on	03-Jun-24
Closes on	05-Jun-24
Investment Objective	To generate returns corresponding to the total returns of the securities as represented by the CRISIL IBX Gilt Index - June 2027 before expenses, subject to tracking errors
Min. Investment	Rs.500/- and in multiples of Re. 1/- thereafter
Fund Manager	Sankaranarayanan Krishnan



MUTUAL FUNDS

A BETTER WAY OF INVESTMENT



Performance of Equity Funds

Large Cap Funds

Scheme Name	NAV	Launch Date	QAAUM	1 Mon	3 Mon	6 Mon	1 Y	3 Y	5 Y	10 Y	S.I	Std. Dev.	Beta	Jensen
Baroda BNP Paribas Large Cap Fund - Growth	209.70	23-Sep-2004	1779.10	4.90	6.10	20.90	38.90	18.50	18.00	14.50	16.70	3.90	0.90	0.40
Nippon India Large Cap Fund - Reg - Growth	83.20	08-Aug-2007	22235.10	4.60	6.30	18.60	38.30	23.50	18.40	15.70	13.40	4.10	1.00	0.70
ICICI Prudential Bluechip Fund - Growth	100.50	23-May-2008	50753.40	4.60	4.80	17.50	38.10	20.20	18.40	14.80	15.50	3.70	0.90	0.50
HDFC Top 100 Fund - Growth	1075.20	11-Oct-1996	31368.00	4.40	3.30	14.40	34.50	19.40	16.00	13.10	19.30	3.80	0.90	0.50
Bandhan Large Cap Fund - Reg - Growth	70.60	09-Jun-2006	1345.40	6.10	6.00	18.70	34.30	16.90	16.50	12.30	11.50	4.20	1.00	0.20
DSP Top 100 Equity Fund - Reg - Growth	420.80	10-Mar-2003	3432.60	4.60	7.70	15.60	34.10	15.80	14.60	11.30	19.20	4.10	0.90	0.20
Tata Large Cap Fund - Reg - Growth	480.70	07-May-1998	1933.00	6.20	7.10	17.00	33.90	17.60	16.20	13.20	19.50	4.20	1.00	0.30
Kotak Bluechip Fund - Reg - Growth	529.10	04-Feb-2003	7589.70	6.50	7.50	16.60	31.90	16.20	17.30	14.20	19.40	4.10	1.00	0.20
Aditya Birla Sun Life Frontline Equity F - R - G	483.00	30-Aug-2002	26286.90	6.00	6.40	15.70	31.00	16.90	16.20	13.40	19.50	3.90	0.90	0.20
HSBC Large Cap Fund - Growth	440.40	10-Dec-2002	1723.10	3.30	3.30	14.20	30.60	15.10	15.50	12.10	19.20	4.40	1.10	0.10
Canara Robeco Bluechip Equity Fund - Growth	57.30	20-Aug-2010	12044.50	5.60	6.40	15.90	29.60	15.10	17.70	13.90	13.50	3.90	0.90	0.10
Franklin India Bluechip - Growth	933.20	01-Dec-1993	7540.40	5.90	5.80	15.00	28.70	12.40	14.80	12.20	19.40	3.90	0.90	0.0
BSE Sensex	76693.40	N.A	N.A	4.30	3.50	10.30	21.40	13.60	14.10	11.70	15.30	N.A	N.A	N.A
Nifty 50	23290.20	N.A	N.A	4.40	3.50	11.40	24.30	13.90	14.40	11.90	13.90	3.90	N.A	N.A

Mid Cap Funds

Scheme Name	NAV	Launch Date	QAAUM	1 Mon	3 Mon	6 Mon	1 Y	3 Y	5 Y	10 Y	S.I	Std. Dev.	Beta	Jensen
Quant Mid Cap Fund - Growth	238.80	09-Mar-2001	5154.10	7.20	11.60	31.30	72.20	32.40	34.00	20.70	14.60	5.10	1.00	1.30
Mahindra Manulife Mid Cap Fund - Reg - Growth	30.90	30-Jan-2018	2087.20	6.50	10.90	24.40	58.30	26.60	27.00	N.A	19.40	4.80	1.00	0.90
HSBC Midcap Fund - Reg - Growth	351.30	09-Aug-2004	9519.80	7.20	11.60	23.50	58.20	23.10	21.70	18.80	19.60	4.00	0.90	0.70
ICICI Prudential MidCap Fund - Growth	274.40	28-Oct-2004	5395.20	9.60	13.90	26.90	57.50	23.90	23.30	17.80	18.40	4.70	1.00	0.70
Nippon India Growth Fund - Reg - Growth	3689.20	08-Oct-1995	24261.60	7.60	13.00	19.60	55.40	28.30	26.70	19.00	22.90	4.70	1.00	1.00
Motilal Oswal Midcap Fund - Reg - Growth	88.50	24-Feb-2014	8220.70	8.90	14.60	27.60	55.00	35.90	28.70	21.30	23.60	5.10	1.00	1.50
Sundaram Mid Cap Fund - Reg - Growth	1218.70	30-Jul-2002	10132.00	6.50	10.50	20.80	53.50	25.20	20.90	17.30	24.60	4.50	1.00	0.80
Tata Mid Cap Growth Fund - Reg - Growth	415.60	01-Jul-1994	3221.90	8.40	14.00	21.80	52.60	25.10	24.50	19.30	13.20	4.40	0.90	0.90
Edelweiss Mid Cap Fund - Growth	86.50	26-Dec-2007	4939.80	9.00	12.10	23.40	51.70	25.40	26.30	20.00	14.00	4.70	1.00	0.80
HDFC Mid-Cap Opportunities Fund - Growth	172.10	25-Jun-2007	58980.10	7.10	8.50	19.80	51.50	28.10	25.80	19.80	18.30	4.10	0.90	1.00
Franklin India Prima Fund - Growth	2473.70	01-Dec-1993	10051.70	8.80	13.30	22.20	50.10	21.70	20.80	17.80	19.80	4.70	1.00	0.60
Invesco India Midcap Fund - Growth	145.10	19-Apr-2007	4157.00	8.50	13.60	23.80	49.20	24.40	24.50	19.10	16.90	4.60	1.00	0.80
BSE MID CAP	44111.40	N.A	N.A	7.00	10.70	24.80	58.70	24.80	24.20	17.10	20.20	N.A	N.A	N.A
Nifty Midcap 50	14952.40	N.A	N.A	7.80	7.20	18.40	53.90	25.80	24.90	16.00	14.10	N.A	N.A	N.A

Small Cap Funds

Scheme Name	NAV	Launch Date	QAAUM	1 Mon	3 Mon	6 Mon	1 Y	3 Y	5 Y	10 Y	S.I	Std. Dev.	Beta	Jensen
Bandhan Small Cap Fund - Reg - Growth	38.80	25-Feb-2020	4252.20	5.20	11.00	24.30	66.80	26.20	N.A	N.A	37.20	5.30	1.00	0.90
Quant Small Cap Fund - Growth	257.80	21-Nov-1996	16071.20	6.10	8.30	26.90	64.20	33.40	41.10	21.00	13.00	5.80	1.10	1.40
ITI Small Cap Fund - Reg - Growth	26.20	17-Feb-2020	1880.80	7.90	13.20	25.20	62.80	21.50	N.A	N.A	25.00	4.80	0.90	0.60
Mahindra Manulife Small Cap Fund-Reg-Growth	18.20	12-Dec-2022	3442.90	5.20	11.20	21.10	61.20	N.A	N.A	N.A	49.80	3.50	0.80	2.30
Franklin India Smaller Companies Fund - Growth	169.80	13-Jan-2006	11646.60	7.20	14.00	20.50	56.10	30.70	25.50	20.00	16.60	4.70	1.00	1.20
Nippon India Small Cap Fund - Reg - Growth	160.40	16-Sep-2010	45312.50	6.40	12.70	20.00	51.60	32.10	31.70	24.60	22.40	4.90	1.00	1.30
HSBC Small Cap Fund - Reg - Growth	79.90	12-May-2014	13523.20	6.90	13.70	17.30	50.40	30.30	27.10	21.50	22.90	5.00	1.00	1.20
Invesco India Smallcap Fund - Reg - Growth	36.00	30-Oct-2018	3619.60	7.20	12.00	18.10	48.90	26.40	27.70	N.A	25.70	4.70	0.90	1.00
Bank of India Small Cap Fund - Reg - Growth	43.00	19-Dec-2018	905.00	6.60	12.80	14.60	46.70	25.70	32.30	N.A	30.60	4.60	0.90	0.90
Edelweiss Small Cap Fund - Reg - Growth	40.50	07-Feb-2019	3098.10	6.90	11.10	16.30	45.20	26.00	29.00	N.A	30.00	4.40	0.90	0.90
Sundaram Small Cap Fund - Reg - Growth	237.50	15-Feb-2005	3015.20	4.40	7.10	13.00	42.20	23.90	23.30	17.00	17.80	4.60	0.90	0.80
Kotak Small Cap Fund - Reg - Growth	249.80	24-Feb-2005	14117.70	8.50	14.70	17.40	41.40	22.20	28.30	20.80	18.10	4.30	0.90	0.70
BSE SMALL CAP	48731.50	N.A	N.A	6.10	9.10	18.00	54.40	25.60	27.10	17.40	21.10	N.A	N.A	N.A
Nifty Smallcap 250	16100.00	N.A	N.A	5.00	8.80	18.50	57.00	24.70	24.80	15.70	15.60	N.A	N.A	N.A

MUTUAL FUNDS

A BETTER WAY OF INVESTMENT



Performance of Equity Funds

Large & Midcap Funds

Scheme Name	NAV	Launch Date	QAAUM	1 Mon	3 Mon	6 Mon	1 Y	3 Y	5 Y	10 Y	S.I	Std. Dev.	Beta	Jensen
Quant Large and Mid Cap Fund - Growth	124.30	12-Dec-2006	1805.50	7.00	9.80	31.20	66.60	28.00	27.70	21.40	15.50	5.30	1.10	1.00
Bandhan Core Equity Fund - Reg - Growth	119.90	09-Aug-2005	3784.80	6.00	9.20	23.60	53.80	24.40	21.50	16.10	14.10	4.40	1.00	0.80
Motilal Oswal Large and Midcap F (MOFLM) - R-G	28.10	17-Oct-2019	3363.10	6.00	11.80	21.00	50.20	24.70	N.A	N.A	24.90	4.70	1.00	0.80
Invesco India Large & Mid Cap Fund - Growth	83.60	09-Aug-2007	4831.20	7.90	10.90	23.50	49.10	21.40	19.40	16.40	13.40	4.50	1.00	0.50
Nippon India Vision Fund - Reg - Growth	1329.60	08-Oct-1995	4193.50	7.30	9.80	22.60	47.70	22.60	19.70	14.00	18.60	4.30	1.00	0.60
UTI Large & Mid Cap Fund - Growth	160.70	18-Jan-1993	2574.40	6.60	9.60	21.00	47.20	21.90	20.90	14.90	13.10	4.00	0.90	0.60
DSP Equity Opportunities Fund - Reg - Growth	563.40	16-May-2000	10702.10	7.20	9.50	20.40	46.60	19.70	20.50	16.60	18.20	4.20	1.00	0.50
HDFC Large and Mid Cap Fund - Growth	314.50	18-Feb-1994	16338.70	6.00	7.90	18.30	46.40	24.30	22.40	14.60	13.10	4.30	1.00	0.80
ICICI Prudential Large & Mid Cap Fund - Growth	897.00	09-Jul-1998	11170.50	5.40	8.40	20.50	44.90	25.40	22.20	15.40	18.90	4.30	1.00	0.80
HSBC Large & Mid Cap Fund - Reg - Growth	24.70	28-Mar-2019	2699.10	6.50	12.00	24.40	43.90	20.60	19.90	N.A	19.00	4.60	1.00	0.50
Kotak Equity Opportunities Fund - Reg - Growth	321.30	09-Sep-2004	18739.70	7.50	11.90	23.10	43.70	22.30	21.40	17.40	19.20	4.10	1.00	0.60
LIC MF Large & Mid Cap Fund - Reg - Growth	35.50	25-Feb-2015	2530.50	7.70	12.40	20.50	43.10	19.40	18.80	N.A	14.60	4.20	0.90	0.40

Flexi Cap Funds

Scheme Name	NAV	Launch Date	QAAUM	1 Mon	3 Mon	6 Mon	1 Y	3 Y	5 Y	10 Y	S.I	Std. Dev.	Beta	Jensen
Quant Flexi Cap Fund - Growth	103.20	15-Oct-2008	3848.00	7.00	7.50	30.50	60.20	27.60	32.10	20.40	16.10	5.50	1.10	0.90
JM Flexicap Fund - Growth	96.50	23-Sep-2008	1543.30	6.30	10.70	28.40	59.40	29.00	25.10	18.30	15.50	4.50	1.00	1.00
Motilal Oswal Flexi Cap Fund - Reg - Growth	52.50	28-Apr-2014	9292.10	6.20	11.10	24.30	50.60	16.80	14.50	16.80	17.80	4.70	1.00	0.20
Invesco India Flexi Cap Fund - Reg - Growth	16.40	14-Feb-2022	1412.10	6.30	9.50	21.30	45.50	N.A	N.A	N.A	24.00	3.70	0.90	0.70
HSBC Flexi Cap Fund - Growth	199.80	24-Feb-2004	4129.50	6.50	8.30	21.90	44.20	20.00	18.40	13.90	15.90	4.50	1.10	0.40
Franklin India Flexi Cap Fund - Growth	1502.00	29-Sep-1994	14276.90	5.30	6.30	17.90	42.80	21.40	20.40	16.40	18.40	4.20	1.00	0.60
HDFC Flexi Cap Fund - Growth	1743.50	01-Jan-1995	48670.40	6.60	7.70	19.90	42.80	24.80	20.40	15.30	19.20	4.00	0.90	0.80
Edelweiss Flexi Cap Fund - Reg - Growth	35.10	03-Feb-2015	1619.00	7.30	8.90	22.10	40.90	20.20	18.60	N.A	14.40	4.20	1.00	0.50
Kotak Flexicap Fund - Reg - Growth	78.10	11-Sep-2009	44854.70	7.10	9.40	19.30	35.60	17.50	16.50	15.80	15.00	4.40	1.00	0.30
DSP Flexi Cap Fund - Reg - Growth	93.40	07-Jun-2007	9970.90	5.90	10.20	14.20	35.20	15.80	18.40	14.70	14.00	4.60	1.00	0.10
Mahindra Manulife Flexi Cap Fund - Reg - Growth	15.10	23-Aug-2021	1205.90	4.90	6.40	16.30	35.10	N.A	N.A	N.A	16.00	4.30	1.00	0.40
Aditya Birla Sun Life Flexi Cap Fund - Growth	1608.00	27-Aug-1998	19656.90	5.70	7.00	17.10	34.80	15.90	17.10	14.70	21.80	4.10	1.00	0.20
Parag Parikh Flexi Cap Fund - Reg - Growth	73.80	24-May-2013	57085.70	3.20	5.50	15.20	34.70	20.80	24.20	18.10	19.80	3.70	0.80	0.60

Multi Cap Funds

Scheme Name	NAV	Launch Date	QAAUM	1 Mon	3 Mon	6 Mon	1 Y	3 Y	5 Y	10 Y	S.I	Std. Dev.	Beta	Jensen
Quant Active Fund - Growth	689.30	04-Apr-2001	8223.80	6.40	9.10	26.30	51.90	24.00	30.10	21.50	20.00	5.10	1.00	0.70
ITI Multi Cap Fund - Reg - Growth	22.80	16-May-2019	936.40	7.20	8.50	21.50	50.50	17.00	16.70	N.A	17.70	3.90	0.80	0.30
Nippon India Multi Cap Fund - Reg - Growth	275.30	28-Mar-2005	26284.30	6.60	12.60	22.90	49.80	30.60	22.40	16.50	18.80	4.50	1.00	1.20
Mahindra Manulife Multi Cap Fund - Reg - Growth	32.30	11-May-2017	2976.70	5.20	4.90	19.10	45.40	22.20	24.00	N.A	18.00	4.70	1.00	0.60
ICICI Prudential Multicap Fund - Growth	725.90	01-Oct-1994	10947.90	5.10	7.30	19.50	44.60	21.90	19.50	15.80	15.50	4.20	1.00	0.60
Baroda BNP Paribas Multi Cap Fund - Growth	265.90	12-Sep-2003	2211.10	5.40	10.20	21.80	43.50	22.90	21.60	15.00	17.10	4.50	1.00	0.60
Invesco India Multicap Fund - Growth	118.10	17-Mar-2008	3116.70	5.20	8.30	16.30	40.60	18.70	20.10	16.30	16.40	4.20	0.90	0.40
Sundaram Multi cap Fund - Growth	350.90	25-Oct-2000	2375.40	6.20	8.80	16.60	40.40	21.10	19.50	15.50	16.20	4.40	1.00	0.50
Aditya Birla Sun Life Multi-Cap Fund-Reg-Growth	18.20	07-May-2021	5062.30	6.80	9.60	17.70	36.80	19.20	N.A	N.A	21.40	4.10	1.00	0.40

MUTUAL FUNDS

A BETTER WAY OF INVESTMENT



Performance of Equity Funds

Tax Saving Funds (ELSS)

Scheme Name	NAV	Launch Date	QAAUM	1 Mon	3 Mon	6 Mon	1 Y	3 Y	5 Y	10 Y	S.I	Std. Dev.	Beta	Jensen
Quant ELSS Tax Saver Fund - Growth	390.80	31-Mar-2000	7480.10	7.40	7.80	26.90	59.00	26.50	32.80	24.40	16.40	5.30	1.10	0.90
SBI Long Term Equity Fund - Growth	404.70	31-Mar-1993	20590.60	5.70	8.00	26.90	55.30	26.30	22.90	16.10	16.80	4.20	1.00	0.90
Motilal Oswal ELSS Tax Saver Fund - Reg - Growth	45.60	21-Jan-2015	3056.00	5.60	13.50	25.90	53.90	23.80	21.40	N.A	17.60	4.60	1.00	0.70
Bank of India ELSS Tax Saver - Eco - Growth	175.20	25-Feb-2009	1123.60	5.30	7.30	23.10	52.80	23.50	26.30	18.50	20.60	4.60	1.00	0.70
HDFC ELSS Tax Saver Fund - Growth	1266.80	31-Mar-1996	13606.30	6.90	7.70	20.20	46.20	25.90	19.20	13.60	23.70	3.90	0.90	0.90
DSP ELSS Tax Saver Fund - Growth	125.80	18-Jan-2007	13929.30	7.20	9.20	20.20	43.90	19.90	20.80	16.90	15.70	4.10	0.90	0.50
Franklin India ELSS Tax Saver Fund - Growth	1359.60	10-Apr-1999	6083.50	5.40	6.20	18.20	43.30	20.60	18.80	15.70	21.50	4.20	1.00	0.50
Nippon India ELSS Tax Saver Fund - Reg - Growth	119.60	21-Sep-2005	14185.40	5.70	8.20	18.80	42.50	20.80	16.30	12.70	14.20	4.30	1.00	0.50
HSBC ELSS Tax saver Fund - Reg - Growth	121.70	27-Feb-2006	3633.80	6.80	12.10	24.00	40.80	19.00	17.50	14.60	14.60	4.40	1.00	0.40
Baroda BNP Paribas ELSS Tax Saver Fund-Growth	86.60	05-Jan-2006	830.90	4.40	8.00	17.40	39.60	16.60	17.20	14.10	12.40	4.20	1.00	0.20
Kotak ELSS Tax Saver Fund - Reg - Growth	112.30	23-Nov-2005	4948.90	7.00	10.00	22.00	39.60	20.70	19.90	16.90	13.90	4.10	1.00	0.50
Invesco India ELSS Tax Saver Fund - Growth	114.30	29-Dec-2006	2511.90	5.30	6.70	15.50	37.70	15.60	17.20	15.60	15.00	4.30	1.00	0.10
BSE Sensex	76693.40	N.A	N.A	4.30	3.50	10.30	21.40	13.60	14.10	11.70	15.30	N.A	N.A	N.A
Nifty 50	23290.20	N.A	N.A	4.40	3.50	11.40	24.30	13.90	14.40	11.90	13.90	3.90	N.A	N.A

Index Funds

Scheme Name	NAV	Launch Date	QAAUM	1 Mon	3 Mon	6 Mon	1 Y	3 Y	5 Y	10 Y	S.I	Std. Dev.	Beta	Jensen
UTI Nifty200 Momentum 30 Index Fund - Reg - G	23.50	10-Mar-2021	4300.50	8.80	10.50	32.20	65.90	25.40	N.A	N.A	30.10	5.50	1.20	0.80
DSP Nifty Next 50 Index Fund - Reg - Growth	26.70	21-Feb-2019	417.20	8.20	14.50	35.60	60.70	21.40	20.30	N.A	20.40	5.10	1.10	0.50
ICICI Prudential Nifty Next 50 Index Fund-Growth	60.90	25-Jun-2010	4060.10	8.30	14.70	35.90	60.70	21.20	20.20	15.40	13.80	5.10	1.10	0.50
UTI Nifty Next 50 Index Fund - Reg - Growth	24.60	28-Jun-2018	3271.90	8.20	14.60	35.70	60.50	21.10	20.40	N.A	16.30	5.10	1.10	0.50
SBI Nifty Next 50 Index Fund - Reg - Growth	18.70	19-May-2021	687.50	8.30	14.60	35.70	60.40	21.10	N.A	N.A	22.70	5.10	1.10	0.50
Motilal Oswal Nifty Smallcap 250 Index F-R-G	34.70	06-Sep-2019	616.90	4.90	8.50	18.10	56.30	24.00	N.A	N.A	29.90	5.40	1.10	0.70
Nippon India Nifty Smallcap 250 Index F-R-G	31.20	16-Oct-2020	1083.70	4.90	8.40	17.90	55.70	23.90	N.A	N.A	36.60	5.40	1.10	0.70
Motilal Oswal Nifty Midcap 150 Index F-R-G	34.50	06-Sep-2019	1346.40	7.60	10.30	20.30	53.50	25.00	N.A	N.A	29.70	5.00	1.10	0.80
Nippon India Nifty Midcap 150 Index F-R-G	22.50	19-Feb-2021	1122.20	7.60	10.20	20.30	53.50	25.00	N.A	N.A	27.80	4.90	1.10	0.80
Motilal Oswal Nifty 500 Index Fund-Reg-Growth	24.20	06-Sep-2019	693.80	5.60	6.40	16.10	35.60	17.20	N.A	N.A	20.40	4.20	1.00	0.20
DSP Nifty 50 Equal Weight Index Fund - Reg - G	23.60	23-Oct-2017	1087.80	5.10	3.90	15.20	34.50	18.80	18.30	N.A	13.80	4.00	1.00	0.40
Nippon India Nifty 50 Value 20 Index F - R - G	18.10	19-Feb-2021	524.90	3.60	2.00	16.40	33.30	18.60	N.A	N.A	19.80	3.70	0.80	0.40
BSE Sensex	76693.40	N.A	N.A	4.30	3.50	10.30	21.40	13.60	14.10	11.70	15.30	N.A	N.A	N.A
Nifty 50	23290.20	N.A	N.A	4.40	3.50	11.40	24.30	13.90	14.40	11.90	13.90	3.90	N.A	N.A

MUTUAL FUNDS

A BETTER WAY OF INVESTMENT

Performance of Balanced Mutual Funds

Aggressive Hybrid Funds

Scheme Name	NAV	Launch Date	QAAUM	1 Mon	3 Mon	6 Mon	1 Y	3 Y	5 Y	10 Y	S.I	Std. Dev.	Jensen
Bank of India Mid & Small Cap Equity & Debt F-R-G	35.50	20-Jul-2016	641.40	4.80	8.10	16.40	46.60	22.10	22.90	N.A	17.40	4.40	0.60
Quant Absolute Fund - Growth	425.60	04-Apr-2001	1727.20	5.20	5.60	21.90	39.60	20.30	25.00	17.80	17.60	4.20	0.50
ICICI Prudential Equity & Debt Fund - Growth	351.40	03-Nov-1999	31797.40	3.30	4.60	17.00	37.90	23.30	20.90	16.50	15.60	2.90	0.90
Mahindra Manulife Aggressive Hybrid Fund - Reg - Growth	24.40	19-Jul-2019	1016.40	4.50	6.70	16.50	32.30	17.50	N.A	N.A	20.00	3.30	0.40
UTI Aggressive Hybrid Fund - Growth	367.10	20-Jan-1995	5263.10	5.00	6.60	14.90	31.80	17.60	16.90	12.60	15.30	3.00	0.40
Edelweiss Aggressive Hybrid Fund - Growth	56.80	11-Aug-2009	1313.00	4.20	4.60	14.20	31.30	18.40	17.20	13.40	12.40	2.80	0.50
Baroda BNP Paribas Aggressive Hybrid Fund - Reg - Growth	25.90	07-Apr-2017	953.20	3.30	4.90	15.90	30.70	14.60	16.60	N.A	14.20	3.10	0.20
Franklin India Equity Hybrid Fund - Growth	248.40	10-Dec-1999	1678.20	4.00	4.70	14.10	30.50	14.60	15.40	13.50	14.00	3.10	0.20
HSBC Aggressive Hybrid Fund - Reg - Growth	51.20	07-Feb-2011	5116.50	4.90	8.40	16.30	29.80	14.30	14.00	12.70	13.00	3.40	0.10
Kotak Equity Hybrid Fund - Growth	56.40	05-Nov-2014	4988.80	5.90	8.50	15.30	29.20	15.80	17.30	N.A	12.80	3.00	0.30
Nippon India Equity Hybrid Fund - Reg - Growth	96.00	08-Jun-2005	3370.70	4.10	5.00	13.40	29.20	16.40	12.40	11.40	12.60	3.10	0.30
Aditya Birla Sun Life Equity Hybrid 95 Fund - Growth	1410.00	10-Feb-1995	7391.20	5.60	7.30	14.40	27.60	13.20	13.20	11.90	18.40	3.10	0.10
NIFTY 50 Hybrid Composite Debt 65:35 Index	18913.40	N.A	N.A	3.50	3.20	9.50	18.90	11.90	13.30	11.70	13.80	2.70	N.A

Dynamic Asset Allocation Funds

Scheme Name	NAV	Launch Date	QAAUM	1 Mon	3 Mon	6 Mon	1 Y	3 Y	5 Y	10 Y	S.I	Std. Dev.	Jensen
HDFC Balanced Advantage Fund - Growth	480.40	11-Sep-2000	77607.10	3.90	5.20	16.00	39.60	22.70	18.70	14.90	17.70	2.80	0.80
NJ Balanced Advantage Fund - Reg - Growth	13.20	29-Oct-2021	3942.20	3.00	2.10	11.90	27.30	N.A	N.A	N.A	11.20	2.60	0.10
Motilal Oswal Balance Advantage Fund - Reg - Growth	20.10	21-Sep-2016	1163.70	3.50	3.70	5.10	27.20	10.60	10.10	N.A	9.40	3.30	0.0
Axis Balanced Advantage Fund - Reg - Growth	19.00	01-Aug-2017	2026.90	5.20	5.00	14.10	25.80	13.00	11.40	N.A	9.80	2.40	0.20
Baroda BNP Paribas Balanced Advantage Fund - Reg - G	22.20	14-Nov-2018	3702.40	3.00	4.30	11.40	25.20	14.20	15.80	N.A	15.40	2.70	0.20
Franklin India Balanced Advantage Fund - Reg - Growth	13.20	06-Sep-2022	1653.70	3.20	4.50	11.90	25.20	N.A	N.A	N.A	17.40	1.50	0.40
Edelweiss Balanced Advantage Fund - Growth	47.70	20-Aug-2009	10478.60	3.10	4.70	12.70	24.00	12.90	14.80	11.90	11.10	2.30	0.10
SBI Balanced Advantage Fund - Reg - Growth	14.20	31-Aug-2021	27765.50	2.50	4.10	12.50	23.40	N.A	N.A	N.A	13.60	1.80	0.30
Nippon India Balanced Advantage Fund - Reg - Growth	162.30	15-Nov-2004	7615.00	2.80	4.60	11.30	23.10	12.10	12.00	11.00	15.30	2.00	0.10
ICICI Prudential Balanced Advantage Fund - Reg - Growth	66.60	30-Dec-2006	54713.10	3.00	3.90	10.10	21.20	12.90	13.10	11.60	11.50	1.60	0.20
WhiteOak Capital Balanced Advantage Fund-Reg-Growth	12.70	10-Feb-2023	848.50	3.30	5.10	10.70	20.90	N.A	N.A	N.A	19.90	1.30	0.40
Aditya Birla Sun Life Balanced Advantage Fund - Growth	96.00	25-Apr-2000	7014.20	3.80	5.60	11.30	20.80	11.40	12.30	10.90	9.80	2.00	0.10
NIFTY 50 Hybrid Composite Debt 65:35 Index	18913.40	N.A	N.A	3.50	3.20	9.50	18.90	11.90	13.30	11.70	13.80	2.70	N.A

Arbitrage Funds

Scheme Name	NAV	Launch Date	QAAUM	1 Mon	3 Mon	6 Mon	1 Y	3 Y	5 Y	10 Y	S.I	Std. Dev.	Jensen
Kotak Equity Arbitrage Fund - Reg - Growth	34.90	29-Sep-2005	37788.70	0.80	2.10	4.40	8.20	6.00	5.40	6.10	6.90	0.20	-0.10
Baroda BNP Paribas Arbitrage Fund - Reg - Growth	15.00	28-Dec-2016	739.60	0.80	2.00	4.10	8.00	5.50	5.20	N.A	5.60	0.20	-0.10
Edelweiss Arbitrage Fund - Reg - Growth	18.10	27-Jun-2014	8503.60	0.80	2.00	4.30	8.00	5.80	5.40	N.A	6.10	0.20	-0.10
Invesco India Arbitrage Fund - Growth	29.70	30-Apr-2007	13673.80	0.80	2.00	4.20	8.00	6.00	5.40	6.00	6.60	0.20	-0.10
UTI Arbitrage Fund - Growth	32.60	22-Jun-2006	4546.60	0.80	2.00	4.30	8.00	5.70	5.30	5.90	6.80	0.20	-0.10
HDFC Arbitrage Fund - Ret - Growth	27.70	23-Oct-2007	10488.60	0.80	2.00	4.20	7.90	5.50	4.90	5.60	6.30	0.20	-0.10
Mirae Asset Arbitrage Fund - Reg - Growth	12.20	12-Jun-2020	1152.60	0.80	2.00	4.20	7.90	5.60	N.A	N.A	5.00	0.20	-0.10
SBI Arbitrage Opportunities Fund - Growth	31.50	03-Nov-2006	27074.90	0.80	2.00	4.20	7.90	6.00	5.30	5.90	6.70	0.20	-0.10
Aditya Birla Sun Life Arbitrage Fund - Growth	24.70	24-Jul-2009	10086.50	0.70	1.90	4.20	7.80	5.60	5.20	5.90	6.30	0.20	-0.10
Axis Arbitrage Fund - Reg - Growth	17.40	14-Aug-2014	3831.30	0.70	2.00	4.20	7.80	5.70	5.20	N.A	5.80	0.20	-0.10
Bandhan Arbitrage Fund - Reg - Growth	30.20	21-Dec-2006	5585.50	0.80	2.00	4.20	7.80	5.60	5.10	5.80	6.50	0.20	-0.10
ICICI Prudential Equity - Arbitrage Fund - Reg - Growth	31.90	30-Dec-2006	16942.10	0.80	2.00	4.20	7.80	5.70	5.20	5.90	6.90	0.20	-0.10
NIFTY 50 Hybrid Composite Debt 65:35 Index	18913.40	N.A	N.A	3.50	3.20	9.50	18.90	11.90	13.30	11.70	13.80	2.70	N.A

MUTUAL FUNDS

A BETTER WAY OF INVESTMENT

Performance of Debt Funds

Overnight Funds

Scheme Name	NAV	Launch Date	QAAUM	1 D	1 W	2 W	1 M	3 M	6 M	9 M	1 Y	3 Y	5 Y	10 Y	S.I	Std. Dev.	Jensen
Aditya Birla Sun Life Overnight Fund - Reg - Growth	1302.40	01-Nov-2018	8910.70	6.30	6.30	6.40	6.50	6.50	6.60	6.70	6.70	5.30	4.70	N.A	4.80	1.50	-1.10
Axis Overnight Fund - Reg - Growth	1278.30	15-Mar-2019	9805.70	6.20	6.40	6.40	6.50	6.70	6.70	6.80	6.80	5.40	4.70	N.A	4.80	1.50	-1.10
Bandhan Overnight Fund - Reg - Growth	1284.90	18-Jan-2019	1961.90	6.30	6.30	6.40	6.50	6.50	6.60	6.70	6.70	5.30	4.70	N.A	4.80	1.50	-1.10
Baroda BNP Paribas Overnight Fund - Reg - Growth	1268.80	25-Apr-2019	733.20	6.30	6.40	6.40	6.50	6.50	6.60	6.70	6.70	5.30	4.70	N.A	4.80	1.50	-1.10
DSP Overnight Fund - Reg - Growth	1292.50	09-Jan-2019	3014.50	6.30	6.40	6.40	6.50	6.50	6.60	6.70	6.70	5.30	4.70	N.A	4.90	1.50	-1.10
HSBC Overnight Fund - Reg - Growth	1259.60	22-May-2019	3008.10	6.40	6.30	6.40	6.50	6.50	6.60	6.70	6.70	5.30	4.70	N.A	4.70	1.50	-1.10
ICICI Prudential Overnight Fund - Reg - Growth	1299.90	15-Nov-2018	11733.80	6.30	6.30	6.40	6.50	6.60	6.70	6.70	6.70	5.30	4.70	N.A	4.80	1.50	-1.10
Invesco India Overnight Fund - Reg - Growth	1221.60	08-Jan-2020	363.00	6.30	6.40	6.40	6.50	6.50	6.70	6.80	6.80	5.30	N.A	N.A	4.60	1.50	-1.10
Kotak Overnight Fund - Reg - Growth	1286.30	15-Jan-2019	7805.20	6.30	6.40	6.40	6.50	6.50	6.60	6.70	6.70	5.30	4.70	N.A	4.80	1.50	-1.10
Mirae Asset Overnight Fund - Reg - Growth	1237.20	15-Oct-2019	1359.50	6.30	6.40	6.40	6.50	6.50	6.60	6.70	6.70	5.30	N.A	N.A	4.70	1.50	-1.10
Nippon India Overnight Fund - Reg - Growth	129.50	18-Dec-2018	8396.60	6.40	6.40	6.40	6.50	6.50	6.60	6.70	6.70	5.30	4.70	N.A	4.80	1.50	-1.10
SBI Overnight Fund - Growth	3895.30	01-Oct-2002	17960.40	6.30	6.30	6.40	6.50	6.50	6.60	6.70	6.70	5.30	4.70	5.70	6.50	1.50	-1.10
UTI Overnight Fund - Growth	3283.70	24-Nov-2003	6653.30	6.30	6.40	6.40	6.50	6.60	6.70	6.70	6.70	5.30	4.70	5.90	6.00	1.50	-1.10
Edelweiss Overnight Fund - Reg - Growth	1251.60	24-Jul-2019	614.90	6.20	6.20	6.30	6.40	6.50	6.60	6.70	6.70	5.30	N.A	N.A	4.70	1.50	-1.10
HDFC Overnight Fund - Growth	3565.00	06-Feb-2002	10720.10	6.30	6.30	6.30	6.40	6.50	6.60	6.70	6.70	5.20	4.60	5.60	5.90	1.50	-1.10

Liquid Funds

Scheme Name	NAV	Launch Date	QAAUM	1 W	2 W	1 M	3 M	6 M	9 M	1 Y	3 Y	5 Y	10 Y	S.I	Std. Dev.	Jensen
Axis Liquid Fund - Growth	2700.40	09-Oct-2009	29279.70	7.10	7.00	7.10	7.50	7.50	7.40	7.30	5.70	5.20	6.40	7.00	1.70	-0.70
LIC MF Liquid Fund - Growth	4388.00	18-Mar-2002	11413.80	7.20	7.10	7.10	7.50	7.50	7.30	7.20	5.60	5.20	6.40	6.90	1.70	-0.80
Aditya Birla Sun Life Liquid Fund - Reg - Growth	390.90	29-Mar-2004	40828.90	7.00	6.90	7.00	7.40	7.40	7.30	7.20	5.70	5.20	6.40	7.00	1.70	-0.70
Bajaj Finserv Liquid Fund - Reg - Growth	1066.70	05-Jul-2023	2749.60	7.10	6.90	7.00	7.40	7.40	7.30	N.A	N.A	N.A	N.A	7.20	0.50	0.40
Canara Robeco Liquid - Reg - Growth	2919.30	11-Jul-2008	3416.10	6.90	6.90	7.00	7.40	7.40	7.30	7.30	5.70	5.00	6.30	6.90	1.70	-0.70
DSP Liquidity Fund - Reg - Growth	3462.60	23-Nov-2005	14047.60	7.10	7.00	7.00	7.40	7.40	7.30	7.20	5.60	5.10	6.40	6.90	1.70	-0.80
Edelweiss Liquid Fund - Reg - Growth	3102.40	21-Sep-2007	6051.20	7.10	7.00	7.10	7.40	7.40	7.20	7.20	5.50	5.10	6.30	7.00	1.70	-0.80
HDFC Liquid Fund - Growth	4761.30	17-Oct-2000	56704.90	7.00	6.90	7.00	7.40	7.40	7.30	7.20	5.60	5.10	6.30	6.80	1.70	-0.80
HSBC Liquid Fund - Growth	2418.90	01-Jun-2004	20159.50	7.00	7.00	7.00	7.40	7.40	7.30	7.20	5.70	5.10	6.40	4.50	1.70	-0.80
ICICI Prudential Liquid Fund - Reg - Growth	359.20	18-Nov-2005	48218.50	7.10	7.00	7.10	7.40	7.40	7.30	7.20	5.60	5.20	6.40	7.10	1.70	-0.80
Invesco India Liquid Fund - Growth	3333.90	17-Nov-2006	9641.50	7.10	7.00	7.10	7.40	7.40	7.30	7.20	5.70	5.10	6.40	7.10	1.70	-0.80
Mirae Asset Liquid Fund - Growth	2544.20	12-Jan-2009	11056.90	7.10	7.00	7.10	7.40	7.40	7.30	7.20	5.70	5.20	6.30	6.20	1.70	-0.80
Nippon India Liquid Fund - Reg - Growth	5922.40	09-Dec-2003	30982.30	7.00	6.90	7.00	7.40	7.40	7.30	7.20	5.60	5.20	6.40	6.90	1.70	-0.80
Sundaram Liquid Fund - Growth	2141.30	30-Aug-2004	4822.10	7.10	6.90	7.00	7.40	7.40	7.30	7.20	5.60	5.00	5.40	6.40	1.70	-0.80
Bandhan Liquid Fund - Reg - Growth	2932.80	09-Jun-2008	14252.60	7.10	6.90	7.00	7.30	7.40	7.30	7.20	5.60	5.10	6.30	7.00	1.70	-0.80

Ultra Short Term Funds

Scheme Name	NAV	Launch Date	QAAUM	1 W	2 W	1 M	3 M	6 M	9 M	1 Y	3 Y	5 Y	10 Y	S.I	Std. Dev.	Jensen
Aditya Birla Sun Life Savings Fund - Reg - Growth	505.40	15-Apr-2003	12481.80	5.30	5.90	6.70	7.80	7.60	7.40	7.30	5.80	6.10	7.30	7.40	2.00	-0.50
Invesco India Ultra Short Duration Fund - Growth	2500.50	30-Dec-2010	644.00	6.30	6.20	6.40	7.10	7.60	7.20	7.10	5.30	5.30	6.70	7.10	2.20	-0.70
ICICI Prudential Ultra Short Term Fund - Growth	25.60	03-May-2011	13652.70	6.50	6.50	6.60	7.50	7.50	7.20	7.10	5.70	6.00	7.40	7.50	1.80	-0.70
Mirae Asset Ultra Short Duration Fund - Reg - Growth	1208.70	07-Oct-2020	837.50	7.20	7.20	7.10	7.50	7.50	7.40	7.30	5.70	N.A	N.A	5.30	1.80	-0.70
Bandhan Ultra Short Term Fund - Reg - Growth	14.10	18-Jul-2018	3861.60	6.40	6.60	6.70	7.40	7.40	7.20	7.10	5.50	5.60	N.A	6.00	2.10	-0.70
Baroda BNP Paribas Ultra Short Duration Fund - Reg - G	1427.10	01-Jun-2018	1314.40	6.60	6.60	6.90	7.40	7.40	7.20	7.20	5.80	5.60	N.A	6.10	2.00	-0.60
HDFC Ultra Short Term Fund - Reg - Growth	14.00	25-Sep-2018	12630.40	6.20	6.50	6.80	7.50	7.40	7.20	7.10	5.60	5.70	N.A	6.10	2.00	-0.70
HSBC Ultra Short Duration Fund - Reg - Growth	1253.50	29-Jan-2020	2177.60	6.40	6.50	6.70	7.40	7.30	7.10	7.10	5.60	N.A	N.A	5.30	2.00	-0.70
SBI Magnum Ultra Short Duration Fund - Growth	5533.10	21-May-1999	10179.60	6.10	6.40	6.70	7.40	7.30	7.20	7.10	5.50	5.60	6.70	7.10	2.00	-0.70
Kotak Savings Fund - Reg - Growth	39.80	13-Aug-2004	12649.90	5.80	6.10	6.50	7.30	7.20	6.90	6.90	5.40	5.50	6.70	7.20	2.00	-0.80
Nippon India Ultra Short Duration Fund - Reg - Growth	3737.60	07-Dec-2001	5393.40	5.60	6.20	6.50	7.20	7.10	6.90	6.80	6.80	5.30	6.00	6.00	7.00	0.0
UTI Ultra Short Duration Fund - Growth	3935.00	29-Aug-2003	2055.30	6.00	6.10	6.40	7.10	7.10	6.90	6.90	6.30	5.90	6.40	6.80	5.20	-0.10
Axis Ultra Short Term Fund - Reg - Growth	13.70	10-Sep-2018	4495.00	5.60	5.90	6.30	7.00	7.00	6.70	6.70	5.20	5.20	N.A	5.60	2.00	-0.90
DSP Ultra Short Fund - Reg - Growth	3162.60	31-Jul-2006	2682.20	6.00	6.10	6.30	6.90	6.90	6.90	6.80	5.10	5.00	6.00	6.70	2.00	-0.90
Tata Ultra Short Term Fund - Reg - Growth	13.20	22-Jan-2019	2234.30	5.90	6.00	6.20	6.80	6.80	6.70	6.60	5.10	5.10	N.A	5.30	1.90	-1.00



MUTUAL FUNDS

A BETTER WAY OF INVESTMENT



Performance of Debt Funds

Money Market Funds

Scheme Name	NAV	Launch Date	QAAUM	1 W	2 W	1 M	3 M	6 M	9 M	1 Y	3 Y	5 Y	10 Y	S.I	Std. Dev.	Jensen
Aditya Birla Sun Life Money Manager Fund - Reg - Growth	341.50	12-Oct-2005	18238.10	6.20	6.50	6.70	7.70	7.70	7.50	7.50	6.00	6.10	7.00	6.80	2.10	-0.50
Nippon India Money Market Fund - Reg - Growth	3829.90	16-Jun-2005	13387.40	6.20	6.60	6.80	7.70	7.70	7.50	7.50	6.00	6.00	6.90	7.30	2.00	-0.50
Axis Money Market Fund - Reg - Growth	1320.10	06-Aug-2019	7585.30	6.10	6.60	6.80	7.70	7.70	7.50	7.40	5.90	N.A	N.A	5.90	2.10	-0.50
HDFC Money Market Fund - Growth	5277.50	18-Nov-1999	17692.10	6.10	6.50	6.70	7.60	7.60	7.40	7.40	5.80	6.00	6.80	7.00	2.00	-0.50
ICICI Prudential Money Market Fund - Reg - Growth	350.10	08-Mar-2006	15202.70	6.20	6.60	6.70	7.70	7.70	7.50	7.40	5.90	5.90	6.90	7.10	2.10	-0.50
Kotak Money Market Fund - Reg - Growth	4145.50	14-Jul-2003	16338.20	6.10	6.50	6.70	7.60	7.70	7.50	7.40	5.90	5.80	6.80	7.00	2.00	-0.50
Tata Money Market Fund - Reg - Growth	4358.00	22-May-2003	16342.50	6.10	6.50	6.70	7.60	7.70	7.50	7.40	5.90	6.00	6.10	6.70	2.10	-0.50
Franklin India Money Market Fund - Growth	46.30	11-Feb-2002	1596.50	5.90	6.50	6.70	7.50	7.50	7.40	7.30	5.70	5.80	6.90	7.10	2.20	-0.60
DSP Savings Fund - Growth	48.80	30-Sep-1999	4408.80	5.50	6.20	6.40	7.30	7.40	7.20	7.10	5.50	5.60	6.30	6.60	2.60	-0.60
Invesco India Money Market Fund - Growth	2819.00	28-Aug-2009	3284.60	5.60	6.10	6.30	7.20	7.50	7.20	7.10	5.40	5.40	6.60	7.30	2.70	-0.60
HSBC Money Market Fund - Reg - Growth	24.40	10-Aug-2005	1161.60	5.90	6.40	6.50	7.30	7.30	7.10	7.00	5.30	6.00	6.80	7.10	2.20	-0.70
SBI Savings Fund - Growth	38.40	19-Jul-2004	18623.70	5.80	6.20	6.40	7.20	7.20	7.00	6.90	5.40	5.50	6.60	7.00	2.10	-0.70
UTI Money Market Fund - Discontinued - Reg - Growth	6585.40	22-Apr-1997	12153.60	5.60	6.00	6.30	7.10	7.10	7.00	6.90	5.40	5.40	6.30	7.20	2.00	-0.80
Bandhan Money Manager Fund - Reg - Growth	37.30	18-Feb-2003	4186.30	5.10	5.70	6.00	6.90	6.90	6.70	6.70	5.10	5.00	6.20	6.40	2.10	-0.90

Low Duration Funds

Scheme Name	NAV	Launch Date	QAAUM	1 W	2 W	1 M	3 M	6 M	9 M	1 Y	3 Y	5 Y	10 Y	S.I	Std. Dev.	Jensen
ICICI Prudential Savings Fund - Reg - Growth	500.30	27-Sep-2002	18229.20	6.70	6.20	6.90	8.00	7.80	7.40	7.70	6.00	6.50	7.40	7.70	3.50	-0.30
HSBC Low Duration Fund - Reg - Growth	26.20	04-Dec-2010	528.90	6.30	5.80	6.70	7.50	7.40	7.20	7.20	5.40	5.70	6.90	7.40	2.50	-0.60
Axis Treasury Advantage Fund - Growth	2851.30	09-Oct-2009	4938.00	6.70	6.00	6.90	7.50	7.50	7.10	7.00	5.60	6.10	7.00	7.40	2.40	-0.60
Invesco India Low Duration Fund - Growth	3494.40	18-Jan-2007	1184.70	6.60	5.60	6.70	7.10	7.50	7.10	7.00	5.30	5.90	6.80	7.50	2.50	-0.60
Bandhan Low Duration Fund - Reg - Growth	35.70	17-Jan-2006	5288.00	6.00	5.60	6.60	7.20	7.30	7.00	6.80	5.40	5.80	6.90	7.20	2.90	-0.60
Tata Treasury Advantage Fund - Reg - Growth	3631.30	06-Sep-2005	2494.60	5.90	5.70	6.60	7.20	7.30	7.00	6.80	5.40	5.60	6.40	7.10	2.40	-0.60
Canara Robeco Savings Fund - Reg - Growth	38.90	04-Mar-2005	862.10	5.50	5.80	6.50	7.20	7.30	6.90	6.90	5.30	5.60	6.70	7.30	2.40	-0.70
DSP Low Duration Fund - Reg - Growth	18.30	10-Mar-2015	3965.70	6.10	5.90	6.60	7.30	7.30	6.90	6.90	5.40	6.30	N.A	6.80	2.40	-0.60
HDFC Low Duration Fund - Growth	53.30	18-Nov-1999	15827.20	6.00	5.80	6.50	7.50	7.30	6.90	7.00	5.50	6.10	6.80	7.10	2.50	-0.60
Mirae Asset Low Duration Fund - Regular Savings Plan - G	2088.00	05-Mar-2008	499.70	6.30	6.10	6.80	7.20	7.30	6.90	6.80	5.10	5.40	6.00	4.60	2.40	-0.70
Nippon India Low Duration Fund - Reg - Growth	3457.90	20-Mar-2007	5919.10	6.30	5.40	6.40	7.10	7.20	6.90	6.80	5.40	6.10	6.80	7.50	2.40	-0.60
SBI Magnum Low Duration Fund - Growth	3231.20	27-Jul-2007	10135.00	6.00	5.80	6.50	7.10	7.20	6.90	6.80	5.30	5.70	6.80	7.20	2.40	-0.70
Kotak Low Duration Fund - Std - Growth	3090.80	06-Mar-2008	8908.50	5.70	5.00	6.30	7.20	7.10	6.70	6.70	5.20	6.00	7.10	7.20	2.80	-0.60
Mahindra Manulife Low Duration Fund - Reg - Growth	1514.20	15-Feb-2017	503.80	7.30	5.70	6.60	7.10	7.10	6.70	6.70	5.10	5.40	N.A	5.80	2.40	-0.80
Aditya Birla Sun Life Low Duration Fund - Reg - Growth	608.30	14-May-1998	12174.20	5.20	5.20	6.30	7.00	7.00	6.70	6.70	5.30	5.90	6.80	7.20	2.40	-0.70

Short Duration Funds

Scheme Name	NAV	Launch Date	QAAUM	1 W	2 W	1 M	3 M	6 M	9 M	1 Y	3 Y	5 Y	10 Y	S.I	Std. Dev.	Jensen
ICICI Prudential Short Term Fund - Growth	55.10	25-Oct-2001	18483.60	5.40	4.80	7.60	7.10	7.60	7.30	7.20	5.80	7.00	7.60	7.80	3.90	-0.30
HDFC Short Term Debt Fund - Growth	29.30	25-Jun-2010	14180.20	4.90	5.40	8.10	7.20	8.10	7.40	7.10	5.50	6.90	7.60	8.00	4.40	-0.30
Aditya Birla Sun Life Short Term Fund - Reg - Growth	43.50	09-May-2003	6975.20	4.60	4.50	8.00	6.60	7.70	7.00	6.60	5.50	6.70	7.50	7.20	4.10	-0.40
Bandhan Bond Fund - Short Term Plan - Reg - Growth	52.30	14-Dec-2000	8582.20	9.20	6.30	9.20	7.00	7.90	7.40	6.60	5.00	6.20	7.00	7.30	6.40	-0.30
Nippon India Short Term Fund - Reg - Growth	48.20	18-Dec-2002	5911.30	5.90	4.60	7.50	6.70	7.70	7.00	6.60	5.20	6.40	7.10	7.60	4.90	-0.40
Axis Short Term Fund - Growth	28.20	22-Jan-2010	7915.80	4.30	4.40	7.60	6.70	7.80	7.10	6.50	5.30	6.80	7.20	7.50	4.30	-0.40
Kotak Bond Short Term Fund - Reg - Growth	47.80	02-May-2002	14077.60	4.70	4.10	7.50	6.60	7.40	6.70	6.40	4.90	6.20	7.00	7.30	5.00	-0.40
SBI Short Term Debt Fund - Growth	29.40	27-Jul-2007	12855.60	3.70	4.50	8.10	6.60	7.40	6.80	6.40	5.10	6.20	7.00	6.60	4.10	-0.50
UTI Short Duration Fund - Discontinued - Reg - Growth	41.00	23-Jun-2003	2490.30	0.0	2.70	6.10	5.70	7.40	6.80	6.40	6.60	7.60	6.10	7.00	9.10	0.0
HSBC Short Duration Fund - Reg - Growth	24.20	27-Dec-2011	3507.00	6.10	4.50	7.90	6.50	7.40	6.80	6.30	4.70	6.00	6.90	7.40	5.00	-0.50
DSP Short Term Fund - Growth	42.70	09-Sep-2002	3015.80	6.50	4.80	7.70	6.30	7.30	6.50	6.20	4.80	6.00	6.80	6.90	4.50	-0.50
Tata Short Term Bond Fund - Reg - Growth	44.10	08-Aug-2002	2278.20	4.60	4.00	7.60	6.30	7.30	6.70	6.10	4.80	6.00	6.20	7.00	4.40	-0.50



MUTUAL FUNDS

A BETTER WAY OF INVESTMENT



Performance of Debt Funds

Corporate Bond Funds

Scheme Name	NAV	Launch Date	QAAUM	1 W	2 W	1 M	3 M	6 M	9 M	1 Y	3 Y	5 Y	10 Y	S.I	Std. Dev.	Jensen
ICICI Prudential Corporate Bond Fund - Reg - Growth	27.30	11-Aug-2009	24976.50	4.60	4.50	7.60	7.40	7.80	7.30	7.40	6.00	7.00	7.60	7.00	3.60	-0.30
Nippon India Corporate Bond Fund - Reg - Growth	54.60	14-Sep-2000	2648.00	3.00	3.90	7.80	6.70	8.10	7.20	6.80	5.90	6.80	7.30	7.40	4.40	-0.30
Aditya Birla Sun Life Corporate Bond Fund - Reg - Growth	103.00	03-Mar-1997	21039.50	4.70	4.50	8.90	7.00	8.30	7.40	7.30	5.70	7.10	7.90	8.90	5.00	-0.20
HDFC Corporate Bond Fund - Growth	29.70	29-Jun-2010	27955.10	2.40	4.00	8.00	7.40	8.20	7.30	7.20	5.50	7.00	7.80	8.10	5.60	-0.30
Kotak Corporate Bond Fund - Std - Growth	3441.90	21-Sep-2007	11241.80	2.70	3.00	7.70	6.90	7.90	7.20	6.80	5.40	6.50	7.70	7.70	4.40	-0.40
Axis Corporate Debt Fund - Reg - Growth	15.60	13-Jul-2017	5257.70	2.20	3.80	7.80	6.50	7.70	6.90	6.60	5.30	6.90	N.A	6.60	4.40	-0.40
UTI Corporate Bond Fund - Reg - Growth	15.00	08-Aug-2018	3351.40	0.90	3.10	7.70	6.30	7.60	7.00	6.60	5.20	6.80	N.A	7.20	4.30	-0.40
SBI Corporate Bond Fund - Reg - Growth	14.20	01-Feb-2019	19455.80	2.40	3.60	7.70	6.60	7.40	6.80	6.30	5.00	6.40	N.A	6.70	4.40	-0.40
Sundaram Corporate Bond Fund - Reg - Growth	36.70	30-Dec-2004	786.90	3.70	3.30	7.40	6.40	7.60	6.90	6.40	5.00	6.70	7.70	6.90	3.50	-0.50
Franklin India Corporate Debt Fund - Growth	90.20	23-Jun-1997	742.70	4.30	3.90	6.70	6.60	6.90	6.60	6.30	4.90	6.20	7.40	8.50	3.90	-0.50
HSBC Corporate Bond Fund - Reg - Growth	66.70	31-Mar-1997	6113.30	2.60	4.00	7.10	6.00	7.80	6.80	5.80	4.90	6.90	7.10	7.20	9.80	-0.20
Invesco India Corporate Bond Fund - Growth	2902.50	02-Aug-2007	2825.90	2.90	4.00	8.20	6.60	7.90	7.00	6.60	4.90	6.40	6.70	6.50	5.20	-0.40
Bandhan Corporate Bond Fund - Reg - Growth	17.60	12-Jan-2016	13859.30	4.30	4.70	7.70	6.50	6.70	6.60	6.70	4.80	6.40	N.A	6.90	5.30	-0.40
DSP Corporate Bond Fund - Reg - Growth	14.60	10-Sep-2018	2586.30	5.70	4.90	7.20	6.60	7.50	6.80	6.20	4.50	6.00	N.A	6.90	8.90	-0.30

Banking & PSU Funds

Scheme Name	NAV	Launch Date	QAAUM	1 W	2 W	1 M	3 M	6 M	9 M	1 Y	3 Y	5 Y	10 Y	S.I	Std. Dev.	Jensen
UTI Banking & PSU Fund - Reg - Growth	20.10	03-Feb-2014	961.40	3.60	3.70	7.20	6.30	7.50	6.80	6.10	7.30	7.10	6.80	7.00	10.80	0.0
ICICI Prudential Banking & PSU Debt Fund - Reg - Growth	30.00	01-Jan-2010	8508.00	4.70	4.30	7.70	7.10	7.60	7.20	7.20	5.80	6.80	7.60	7.90	3.60	-0.30
Kotak Banking and PSU Debt Fund - Reg - Growth	59.80	29-Dec-1998	5984.80	0.70	3.00	7.70	6.40	7.60	7.10	6.60	5.40	6.70	7.50	7.30	4.60	-0.30
Aditya Birla Sun Life Banking & PSU Debt Fund - Reg - G	335.70	02-May-2008	9654.50	3.70	3.80	7.80	6.50	7.50	6.90	6.60	5.30	6.70	7.80	7.80	4.10	-0.40
HDFC Banking and PSU Debt Fund - Reg - Growth	21.10	26-Mar-2014	6131.80	2.40	3.50	7.50	6.50	7.60	6.90	6.60	5.20	6.60	7.50	7.60	4.10	-0.40
Nippon India Banking & PSU Debt Fund - Reg - Growth	19.00	15-May-2015	5353.30	1.50	3.40	7.80	6.30	7.60	6.90	6.40	5.20	6.70	N.A	7.30	4.90	-0.40
Axis Banking & PSU Debt Fund - Growth	2415.90	08-Jun-2012	13963.90	5.00	3.90	6.70	6.60	7.30	6.60	6.30	5.10	6.40	7.30	7.60	3.50	-0.50
Bandhan Banking & PSU Debt Fund - Reg - Growth	22.60	07-Mar-2013	14444.80	5.90	4.90	7.60	6.70	7.40	6.80	6.30	5.10	6.70	7.30	7.50	3.70	-0.50
DSP Banking & PSU Debt Fund - Reg - Growth	22.00	14-Sep-2013	2378.80	-1.40	0.40	7.60	5.80	8.30	7.20	6.60	5.10	6.60	7.40	7.60	4.70	-0.40
Franklin India Banking & PSU Debt Fund - Growth	20.60	25-Apr-2014	640.70	2.70	3.60	6.40	6.50	7.20	6.90	6.50	5.10	6.30	7.30	7.40	4.70	-0.40
Sundaram Banking & PSU Fund - Growth	35.50	30-Dec-2004	352.00	3.70	3.90	7.80	6.60	7.60	7.00	6.60	4.90	5.80	6.40	6.70	5.30	-0.40
LIC MF Banking & PSU Fund - Growth	31.80	31-May-2007	1339.60	2.10	1.10	6.50	6.10	7.40	6.70	6.20	4.80	5.80	6.50	7.00	3.80	-0.60
SBI Banking and PSU Fund - Growth	2853.30	09-Oct-2009	4331.40	3.60	3.60	6.80	6.10	7.30	6.60	6.10	4.70	6.20	7.10	7.40	4.80	-0.50
HSBC Banking and PSU Debt Fund - Growth	22.30	12-Sep-2012	4546.30	6.70	4.70	6.80	6.70	7.30	6.70	6.20	4.30	6.00	6.80	7.10	8.40	-0.30



MUTUAL FUNDS

A BETTER WAY OF INVESTMENT



Performance of Debt Funds

Debt Funds Category

Category	Time Period
Overnight Fund	Overnight securities having maturity of 1 day
Liquid Fund	Debt and money market securities with maturity of upto 91 days only
Ultra Short Duration Fund	Debt & Money Market instruments with Macaulay duration of the portfolio between 3 months - 6 months
Money Market Fund	Investment in Money Market instruments having maturity upto 1 Year
Low Duration Fund	Investment in Debt & Money Market instruments with Macaulay duration portfolio between 6 months- 12 months
Short Duration Fund	Investment in Debt & Money Market instruments with Macaulay duration of the portfolio between 1 year - 3 years
Corporate Bond Fund	Minimum 80% investment in corporate bonds only in AA+ and above rated corporate bonds
Banking and PSU Fund	Minimum 80% in Debt instruments of banks, Public Sector Undertakings, Public Financial Institutions and Municipal Bonds

Note: Indicative Quarterly Average Assets Under Management QAAUM (Latest) is including Growth & Dividend option. The above-mentioned data is on the basis of 07/06/2024 Beta, Jensen, Sharpe and Standard Deviation is calculated for the period: 1 Year, Frequency: Weekly Monday, RF: 6%. For debt fund the return are calculated annualized basis for less than 1 year.



MUTUAL FUNDS

A BETTER WAY OF INVESTMENT



E-mail: smc.care@smcindiaonline.com



Corporate Office:

11/6B, Shanti Chamber,
Pusa Road, New Delhi - 110005
Tel: +91-11-30111000
www.smcindiaonline.com

Mumbai Office:

Lotus Corporate Park, A Wing 401 / 402, 4th Floor,
Graham Firth Steel Compound, Off Western
Express Highway, Jay Coach Signal, Goreagon
(East) Mumbai - 400063
Tel: 91-22-67341600, Fax: 91-22-67341697

Kolkata Office:

18, Rabindra Sarani, Poddar Court, Gate No-4,
5th Floor, Kolkata - 700001
Tel.: 033 6612 7000/033 4058 7000
Fax: 033 6612 7004/033 4058 7004

Investments in securities market are subject to market risks, read all the related documents carefully before investing. Registration granted by SEBI and certification from NISM in no way guarantee performance of the intermediary or provide any assurance of returns to investors. The securities quoted are for illustration only and are not recommendatory. SMC is a SEBI registered Research Analyst having registration number INH100001849. CIN : L74899DL1994PLC063609.

SMC Global Securities Ltd. (hereinafter referred to as "SMC") is regulated by the Securities and Exchange Board of India ("SEBI") and is licensed to carry on the business of broking, depository services and related activities. SMC is a registered member of National Stock Exchange of India Limited, Bombay Stock Exchange Limited, MSEI (Metropolitan Stock Exchange of India Ltd) and M/s SMC Comtrade Ltd is a registered member of National Commodity and Derivative Exchange Limited and Multi Commodity Exchanges of India and other commodity exchanges in India. SMC is also registered as a Depository Participant with CDSL and NSDL. SMC's other associates are registered as Merchant Bankers, Portfolio Managers, NBFC with SEBI and Reserve Bank of India. It also has registration with AMFI as a Mutual Fund Distributor.

SMC is a SEBI registered Research Analyst having registration number INH100001849. SMC or its associates has not been debarred/ suspended by SEBI or any other regulatory authority for accessing /dealing in securities market. SMC or its associates or its Research Analyst or his relatives do not hold any financial interest in the subject company interest at the time of publication of this Report. SMC or its associates or its Research Analyst or his relatives do not hold any actual/beneficial ownership of more than 1% (one percent) in the subject company, at the end of the month immediately preceding the date of publication of this Report. SMC or its associates its Research Analyst or his relatives does not have any material conflict of interest at the time of publication of this Report.

SMC or its associates/analyst has not received any compensation from the subject company covered by the Research Analyst during the past twelve months. The subject company has not been a client of SMC during the past twelve months. SMC or its associates has not received any compensation or other benefits from the subject company covered by analyst or third party in connection with the present Research Report. The Research Analyst has not served as an officer, director or employee of the subject company covered by him/her and SMC has not been engaged in the market making activity for the subject company covered by the Research Analyst in this report.

The views expressed by the Research Analyst in this Report are based solely on information available publicly available/internal data/ other reliable sources believed to be true. SMC does not represent/ provide any warranty expressly or impliedly to the accuracy, contents or views expressed herein and investors are advised to independently evaluate the market conditions/risks involved before making any investment decision. The recipient of this document must read the Scheme Information document / Key Information Memorandum and other related documents to know the Risk Factors mentioned in the respective documents carefully before making any investment. The research analysts who have prepared this Report hereby certify that the views /opinions expressed in this Report are their personal independent views/opinions in respect of the subject company.

Disclaimer: This Research Report is for the personal information of the authorized recipient and doesn't construe to be any investment, legal or taxation advice to the investor. It is only for private circulation and use. The Research Report is based upon information that we consider reliable, but we do not represent that it is accurate or complete, and it should not be relied upon as such. No action is solicited on the basis of the contents of this Research Report. The Research Report should not be reproduced or redistributed to any other person(s) in any form without prior written permission of the SMC. The contents of this material are general and are neither comprehensive nor inclusive. Neither SMC nor any of its affiliates, associates, representatives, directors or employees shall be responsible for any loss or damage that may arise to any person due to any action taken on the basis of this Research Report. It does not constitute personal recommendations or take into account the particular investment objectives, financial situations or needs of an individual client or a corporate/s or any entity/s. All investments involve risk and past performance doesn't guarantee future results. The value of, and income from investments may vary because of the changes in the macro and micro factors given at a certain period of time. The person should use his/her own judgment while taking investment decisions. Please note that SMC its affiliates, Research Analyst, officers, directors, and employees, including persons involved in the preparation or issuance of this Research Report: (a) from time to time, may have long or short positions in, and buy or sell the securities thereof, of the subject company(ies) mentioned herein; or (b) be engaged in any other transaction involving such securities and earn brokerage or other compensation or act as a market maker in the financial instruments of the subject company(ies) discussed herein or may perform or seek to perform investment banking services for such company(ies) or act as advisor or lender/borrower to such subject company(ies); or (c) may have any other potential conflict of interest with respect to any recommendation and related information and opinions.

All disputes shall be subject to the exclusive jurisdiction of Delhi High Court.