

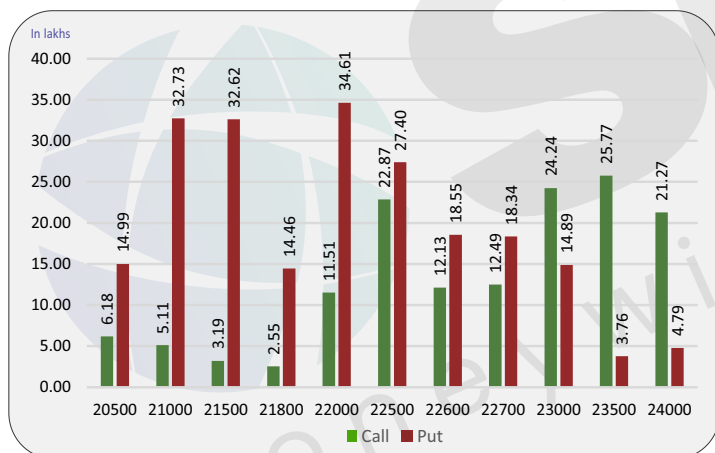
Index level

Index	Close	S1	S2	R1	R2
NIFTY	22575	22600	22500	22800	22900
BANKNIFTY	49095	48900	48700	49300	49500

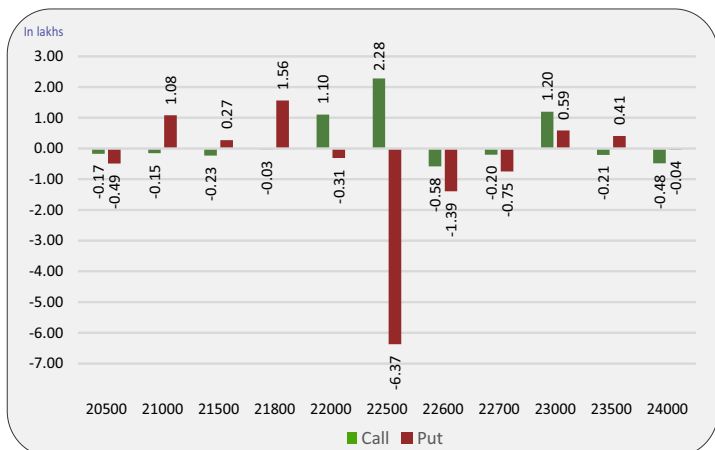
Nifty snapshot

	03-May	02-May
Nifty Spot	22475.85	22648.20
Nifty May	22575.20	22773.95
Nifty Jun	22688.30	22873.40
Chg. OI (May) (%)	-5.40	2.52
Chg. OI (Jun) (%)	4.28	-0.77
50 Day SMA	22290	22285
100 Day SMA	21918	21908
200 Day SMA	20763	20756

Nifty option OI concentration



Nifty option OI change



Nifty outlook

Gift Nifty 22683 (+108)

Today the markets are likely to open on positive note. All the emerging markets are trading mixed. The coming session is likely to witness a range of 22600 on declines and 22800 on advances.

Stock is in ban period

ABFRL, BALRAMCHIN, BIOCON, GMRINFRA, IDEA

Sentiment indicator

	03-May	02-May	30-Apr	29-Apr	26-Apr
NIFTY Discount/Premium	99.35	125.75	113.45	107.15	136.05
COST OF CARRY%	0.67	0.67	0.65	0.63	0.62
PCR(OI)	1.29	1.39	1.39	1.41	1.34
PCR(VOL)	1.18	1.16	1.23	1.24	1.15
A/D RATIO(Nifty 50)	0.32	1.45	0.81	2.06	0.58
A/D RATIO(All FO Stock)*	0.39	2.22	1.00	1.05	1.62
IMPLIED VOLATILITY	12.47	11.76	12.10	11.79	11.65
VIX	14.62	13.45	12.87	12.24	10.93
HISTORICAL VOLATILITY	14.32	14.32	14.35	14.38	14.36

*All Future Stock

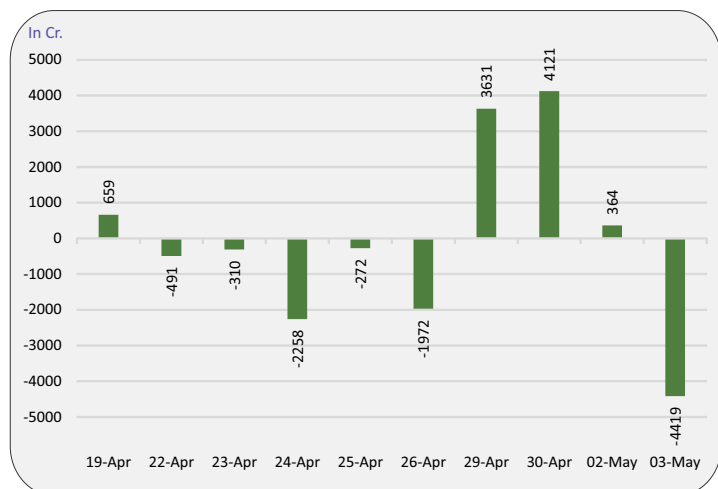
Nifty v/s OI

Date	Nifty	% Change	Open Interest	% Change
24-Apr	22510	0.1%	8788750	25.3%
25-Apr	22654	0.6%	11448050	30.3%
26-Apr	22556	-0.4%	10399450	-9.2%
29-Apr	22751	0.9%	10735775	3.2%
30-Apr	22718	-0.1%	10775525	0.4%
02-May	22774	0.2%	11047500	2.5%
03-May	22575	-0.9%	10451150	-5.4%

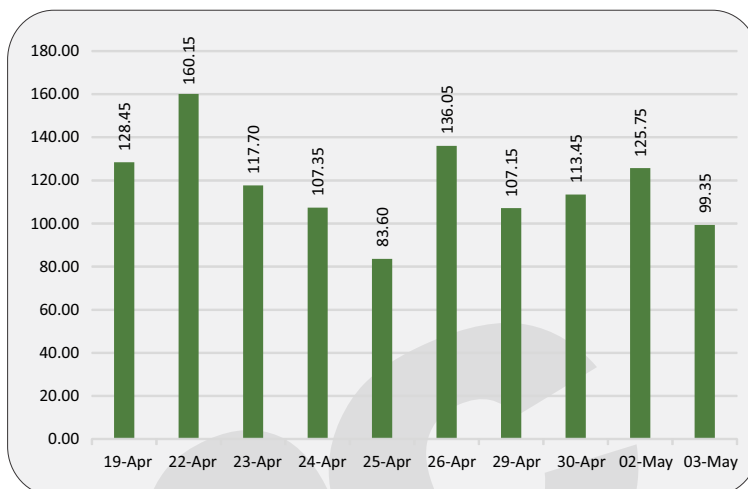
Fund flow (FII/DII)

	Net investment (in cr)
FII INDEX FUTURE	-4419
FII INDEX OPTION	-4310
FII STOCK FUTURE	-8190
FII STOCK OPTION	1140
FII CASH	-2,392
DII CASH	691

FII'S activity in Nifty future



Nifty discount / premium



Top 10 long build up

	LTP	% Change	Open Interest	% OI Change
L&TFH	165.3	1.91%	18954576	96.03%
NAVINFUOR	3473.0	0.31%	2649750	16.80%
SHREECEM	25971.8	3.61%	387325	11.05%
BAJFINANCE	6984.8	0.51%	8471750	9.69%
CUMMINSIND	3413.5	2.71%	3540900	8.64%
GRASIM	2484.5	1.63%	7027641	7.89%
DRREDDY	6353.2	0.87%	2479625	6.78%
GODREJPROP	2585.5	1.09%	4842150	4.73%
MCDOWELL-N	1215.5	1.01%	11017300	4.66%
COALINDIA	478.7	4.93%	59362800	3.93%

Indices to out perform

	Closing	% Change
ENERGY	40571	-0.56%
FMCG	54274	-0.40%
PSE	10269	0.46%
PHARMA	19133	0.05%
AUTO	22541	-0.85%

Indices to under perform

	Closing	% Change
BANK	48924	-0.62%
IT	32908	-0.89%
PSU BANK	7529	-0.76%
MEDIA	1851	-0.64%
INFRA	8520	-1.29%

Top 10 short build up

	LTP	% Change	Open Interest	% OI Change
COFORGE	4504.0	-9.93%	3269400	45.77%
MRF	128080.6	-5.04%	61030	25.41%
HDFCLIFE	570.7	-1.87%	34908500	9.39%
BALRAMCHIN	394.2	-1.15%	13513600	9.21%
GMRINFRA	86.2	-3.31%	257658750	7.68%
KOTAKBANK	1561.5	-1.84%	61931600	6.42%
LTTS	4556.5	-2.06%	1396600	6.01%
IGL	448.9	-1.57%	19008000	5.72%
BRITANNIA	4767.6	-0.70%	1983400	5.65%
PNB	137.0	-1.72%	265712000	5.39%

Stocks to out perform

	Closing	% Change
RECLTD	562.3	0.73%
HDFCAMC	3949.0	-0.35%
M&MFIN	267.6	0.34%
GAIL	205.1	-0.61%
AUBANK	645.8	-0.23%

Stocks to under perform

	Closing	% Change
DRREDDY	6353.2	0.87%
GODREJCP	1253.0	1.02%
MFSL	1010.0	-2.10%
UBL	1999.5	-1.06%
DABUR	534.7	0.78%

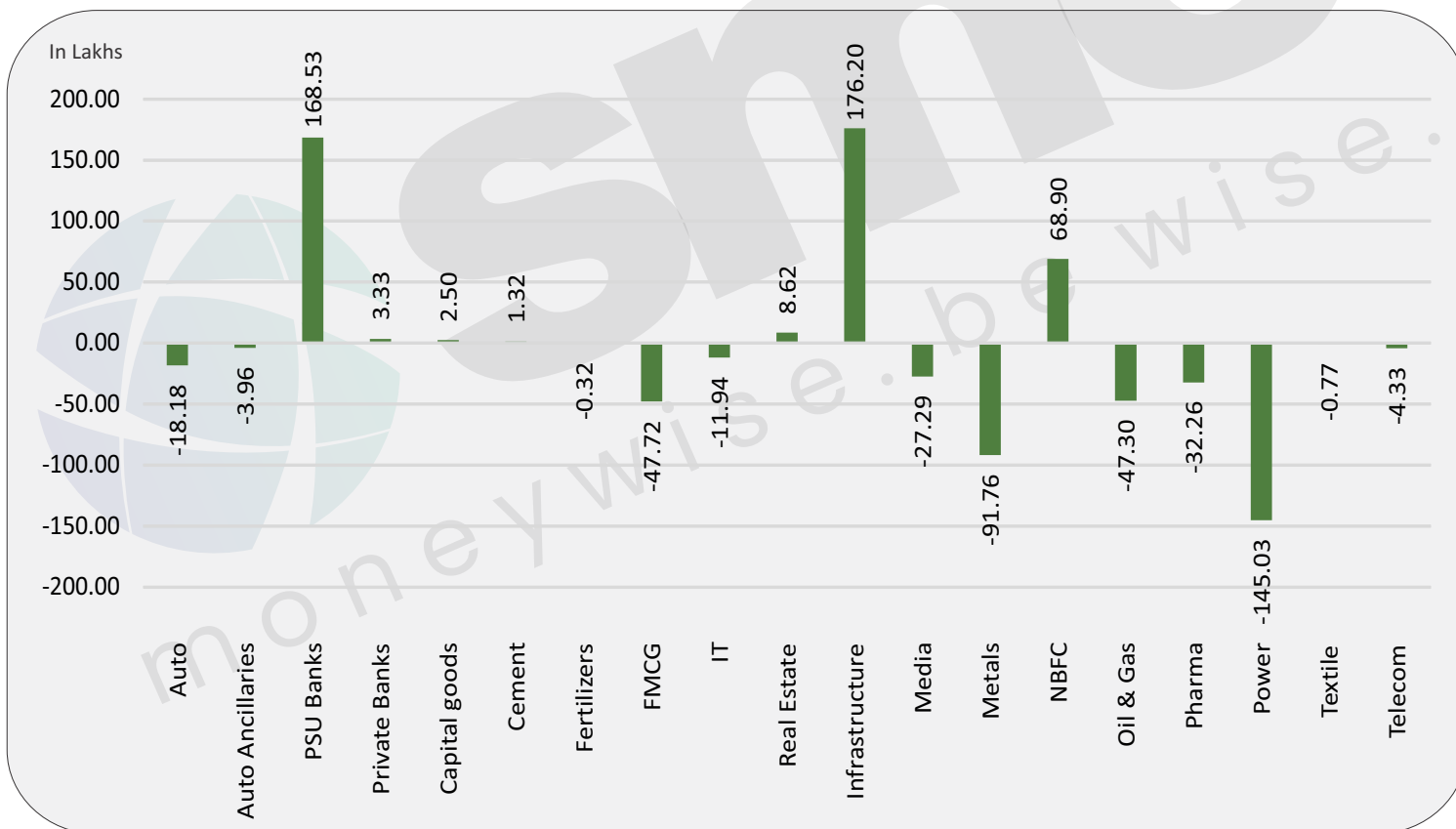
Sector overview

Scripts/Indexes	OI Change	Volume Change (%)	Price Change	Remark
Auto	-1818100	-22.6%	-0.6%	Long Unwinding
Auto Ancillaries	-396325	-18.5%	-1.0%	Long Unwinding
PSU Banks	16852775	17.9%	-0.9%	Short Buildup
Private Banks	332600	-0.2%	-1.0%	Short Buildup
Capital goods	249600	49.4%	0.2%	Long Buildup
Cement	131629	3.0%	0.5%	Long Buildup
Fertilizers	-32100	-36.4%	-1.1%	Long Unwinding
FMCG	-4771725	13.9%	-0.5%	Long Unwinding
IT	-1193975	47.4%	-2.2%	Long Unwinding
Real Estate	862000	38.3%	-0.5%	Short Buildup

Sector overview

Scripts/Indexes	OI Change	Volume Change (%)	Price Change	Remark
Infrastructure	17620250	10.1%	-1.1%	Short Buildup
Media	-2728500	24.8%	-0.4%	Long Unwinding
Metals	-9175825	41.1%	0.3%	Short Covering
NBFC	6890347	53.8%	0.1%	Long Buildup
Oil & Gas	-4729725	-2.0%	-1.1%	Long Unwinding
Pharma	-3225800	6.9%	0.1%	Short Covering
Power	-14503350	27.6%	0.2%	Short Covering
Textile	-76890	69.4%	-2.1%	Long Unwinding
Telecom	-433125	1.5%	-1.3%	Long Unwinding

Change in sector open interest



E-mail: smc.care@smcindiaonline.com



Corporate Office:

11/6B, Shanti Chamber,
Pusa Road, New Delhi - 110005
Tel: +91-11-30111000
www.smcindiaonline.com

Mumbai Office:

Lotus Corporate Park, A Wing 401 / 402, 4th Floor,
Graham Firth Steel Compound, Off Western
Express Highway, Jay Coach Signal, Goreagon
(East) Mumbai - 400063
Tel: 91-22-67341600, Fax: 91-22-67341697

Kolkata Office:

18, Rabindra Sarani, Poddar Court, Gate No-4,
5th Floor, Kolkata - 700001
Tel.: 033 6612 7000/033 4058 7000
Fax: 033 6612 7004/033 4058 7004

Investments in securities market are subject to market risks, read all the related documents carefully before investing. Registration granted by SEBI and certification from NISM in no way guarantee performance of the intermediary or provide any assurance of returns to investors. The securities quoted are for illustration only and are not recommendatory. SMC is a SEBI registered Research Analyst having registration number INH100001849. CIN : L74899DL1994PLC063609.

SMC Global Securities Ltd. (hereinafter referred to as "SMC") is regulated by the Securities and Exchange Board of India ("SEBI") and is licensed to carry on the business of broking, depository services and related activities. SMC is a registered member of National Stock Exchange of India Limited, Bombay Stock Exchange Limited, MSEI (Metropolitan Stock Exchange of India Ltd) and M/s SMC Comtrade Ltd is a registered member of National Commodity and Derivative Exchange Limited and Multi Commodity Exchanges of India and other commodity exchanges in India. SMC is also registered as a Depository Participant with CDSL and NSDL. SMC's other associates are registered as Merchant Bankers, Portfolio Managers, NBFC with SEBI and Reserve Bank of India. It also has registration with AMFI as a Mutual Fund Distributor.

SMC is a SEBI registered Research Analyst having registration number INH100001849. SMC or its associates has not been debarred/ suspended by SEBI or any other regulatory authority for accessing /dealing in securities market. SMC or its associates or its Research Analyst or his relatives do not hold any financial interest in the subject company interest at the time of publication of this Report. SMC or its associates or its Research Analyst or his relatives do not hold any actual/beneficial ownership of more than 1% (one percent) in the subject company, at the end of the month immediately preceding the date of publication of this Report. SMC or its associates its Research Analyst or his relatives does not have any material conflict of interest at the time of publication of this Report.

SMC or its associates/analyst has not received any compensation from the subject company covered by the Research Analyst during the past twelve months. The subject company has not been a client of SMC during the past twelve months. SMC or its associates has not received any compensation or other benefits from the subject company covered by analyst or third party in connection with the present Research Report. The Research Analyst has not served as an officer, director or employee of the subject company covered by him/her and SMC has not been engaged in the market making activity for the subject company covered by the Research Analyst in this report.

The views expressed by the Research Analyst in this Report are based solely on information available publicly available/internal data/ other reliable sources believed to be true. SMC does not represent/ provide any warranty expressly or impliedly to the accuracy, contents or views expressed herein and investors are advised to independently evaluate the market conditions/risks involved before making any investment decision. The research analysts who have prepared this Report hereby certify that the views /opinions expressed in this Report are their personal independent views/opinions in respect of the subject company.

Disclaimer: This Research Report is for the personal information of the authorized recipient and doesn't construe to be any investment, legal or taxation advice to the investor. It is only for private circulation and use. The Research Report is based upon information that we consider reliable, but we do not represent that it is accurate or complete, and it should not be relied upon as such. No action is solicited on the basis of the contents of this Research Report. The Research Report should not be reproduced or redistributed to any other person(s) in any form without prior written permission of the SMC. The contents of this material are general and are neither comprehensive nor inclusive. Neither SMC nor any of its affiliates, associates, representatives, directors or employees shall be responsible for any loss or damage that may arise to any person due to any action taken on the basis of this Research Report. It does not constitute personal recommendations or take into account the particular investment objectives, financial situations or needs of an individual client or a corporate/s or any entity/s. All investments involve risk and past performance doesn't guarantee future results. The value of, and income from investments may vary because of the changes in the macro and micro factors given at a certain period of time. The person should use his/her own judgment while taking investment decisions. Please note that SMC its affiliates, Research Analyst, officers, directors, and employees, including persons involved in the preparation or issuance of this Research Report: (a) from time to time, may have long or short positions in, and buy or sell the securities thereof, of the subject company(ies) mentioned here in; or (b) be engaged in any other transaction involving such securities and earn brokerage or other compensation or act as a market maker in the financial instruments of the subject company(ies) discussed herein or may perform or seek to perform investment banking services for such company(ies) or act as advisor or lender/borrower to such subject company(ies); or (c) may have any other potential conflict of interest with respect to any recommendation and related information and opinions. All disputes shall be subject to the exclusive jurisdiction of Delhi High court.