

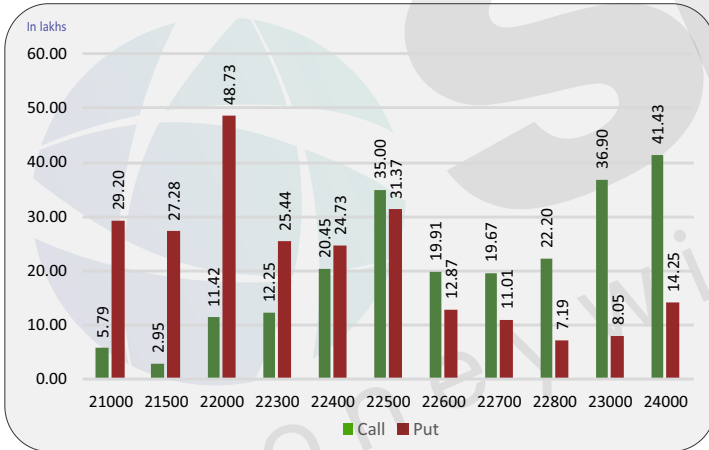
Index level

Index	Close	S1	S2	R1	R2
NIFTY	22357	22100	22000	22300	22400
BANKNIFTY	47851	47700	47500	48100	48300

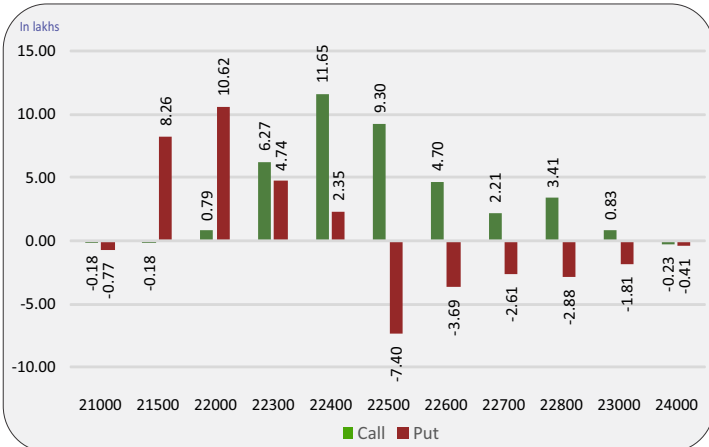
Nifty snapshot

	15-Apr	12-Apr
Nifty Spot	22272.50	22519.40
Nifty Apr	22357.30	22601.45
Nifty May	22510.90	22746.30
Chg. OI (Apr) (%)	6.77	-4.79
Chg. OI (May) (%)	28.85	23.09
50 Day SMA	22149	22141
100 Day SMA	21633	21615
200 Day SMA	20565	20556

Nifty option OI concentration



Nifty option OI change



Nifty outlook

GIFT Nifty 22166 (-191)

Today the markets are likely to open on negative note. All the emerging markets are trading in red. The coming session is likely to witness a range of 22100 on declines and 22300 on advances.

Stock is in ban period

BALRAMCHIN, BANDHANBNK, EXIDEIND, GNFC, HINDCOPPER, INDIACEM, METROPOLIS, NATIONALUM, PEL, SAIL, ZEEL

Sentiment indicator

	15-Apr	12-Apr	10-Apr	9-Apr	8-Apr
NIFTY Discount/Premium	84.80	82.05	58.60	92.60	82.20
COST OF CARRY%	0.88	0.85	0.82	0.82	0.80
PCR(OI)	0.97	0.93	1.34	1.26	1.25
PCR(VOL)	0.89	0.85	1.50	1.40	1.30
A/D RATIO(Nifty 50)	0.14	0.14	1.72	0.63	3.45
A/D RATIO(All FO Stock)*	0.13	0.35	1.98	0.56	1.46
IMPLIED VOLATILITY	11.72	10.94	10.67	10.77	10.97
VIX	12.47	11.53	11.11	11.36	11.61
HISTORICAL VOLATILITY	14.45	14.41	14.38	14.4	14.44

\*All Future Stock

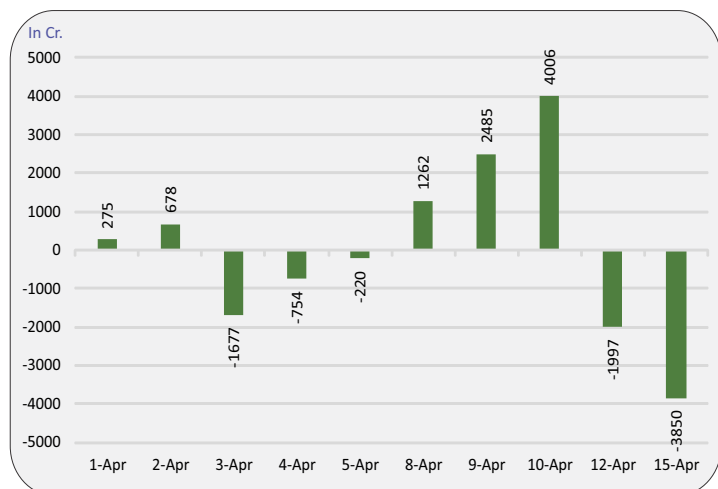
Nifty v/s OI

Date	Nifty	% Change	Open Interest	% Change
4-Apr	22612	0.3%	9809350	-3.2%
5-Apr	22596	-0.1%	9685800	-1.3%
8-Apr	22749	0.7%	10465700	8.1%
9-Apr	22735	-0.1%	11419350	9.1%
10-Apr	22812	0.3%	11433350	0.1%
12-Apr	22601	-0.9%	10886200	-4.8%
15-Apr	22357	-1.1%	11622900	6.8%

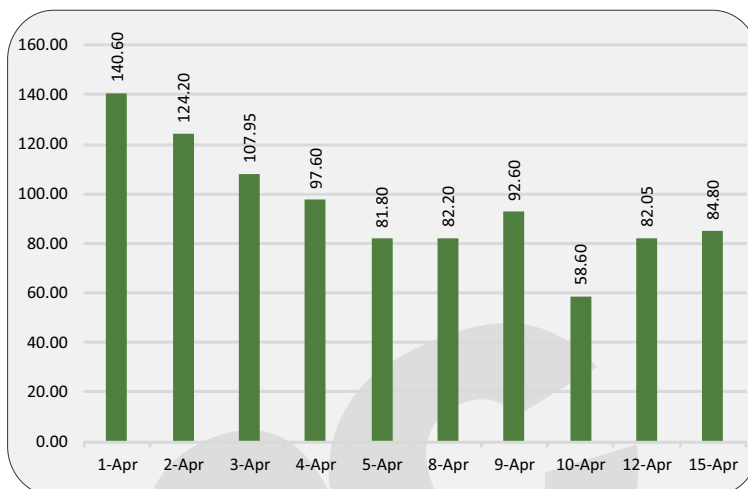
Fund flow (FII/DII)

	Net investment (in cr)
FII INDEX FUTURE	-3850
FII INDEX OPTION	-31616
FII STOCK FUTURE	1209
FII STOCK OPTION	396
FII CASH	-3,268
DII CASH	4,763

### FII'S activity in Nifty future



### Nifty discount / premium



### Top 10 long build up

	LTP	% Change	Open Interest	% OI Change
EXIDEIND	408.9	2.23%	23112000	24.83%
MGL	1458.7	1.85%	2.54E+06	6.32%
HINDALCO	614.9	2.29%	39781000	4.09%
NESTLEIND	2563.2	0.71%	7453600	3.69%
COLPAL	2682.9	0.51%	4119500	3.00%
GAIL	204.4	1.19%	128196075	2.02%
ABCAPITAL	206.2	1.45%	47606400	1.78%
NMDC	241.3	0.67%	80001000	1.37%
BHARTIARTL	1228.7	0.17%	30038050	1.22%
INDUSTOWER	335.4	2.04%	90780000	1.13%

### Indices to out perform

	Closing	% Change
ENERGY	39629	-0.32%
AUTO	21680	-0.78%
PSE	9542	-0.41%
METAL	8900	-0.58%
MIDCAP	13841	-1.48%

### Indices to under perform

	Closing	% Change
BANK	47773	-1.63%
FIN SERVICE	21146	-1.75%
PHARMA	18618	-0.91%
IT	34464	-1.58%
PSU BANK	7056	-1.98%

### Top 10 short build up

	LTP	% Change	Open Interest	% OI Change
BATAINDIA	1341.0	-3.30%	4108125	8.66%
COROMANDEL	1133.1	-2.17%	1514800	8.53%
LICHSGFIN	640.5	-1.65%	27142000	5.85%
ATUL	5923.8	-4.03%	441675	5.44%
NAUKRI	5848.0	-2.17%	1256400	4.95%
GRANULES	410.6	-2.92%	10882000	4.74%
MCX	3739.9	-2.48%	2934000	4.47%
LAURUSLABS	431.6	-2.78%	14104900	4.33%
ICICIBANK	1081.8	-2.37%	74723600	4.01%
PAGEIND	35120.0	-1.15%	184410	3.96%

### Stocks to out perform

	Closing	% Change
VEDL	371.5	-0.59%
RECLTD	430.0	-2.47%
HDFCAMC	3657.8	-0.82%
M&MFIN	290.5	-4.09%
GAIL	204.4	1.19%

### Stocks to under perform

	Closing	% Change
DRREDDY	6011.7	-1.50%
GODREJCP	1181.3	-1.90%
MFSL	1023.7	-1.13%
UBL	1837.0	-0.08%
HAL	3641.2	-0.13%

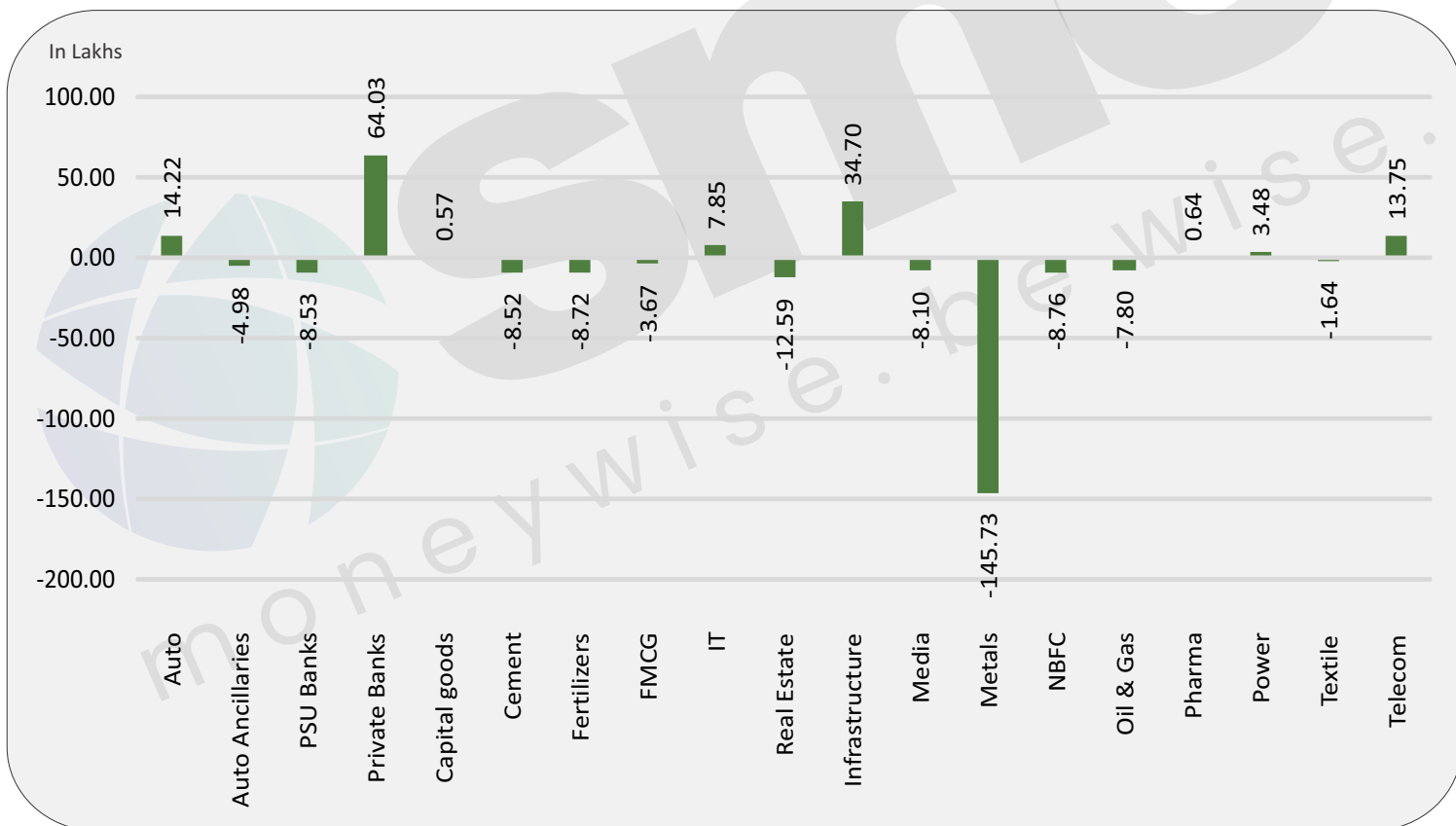
### Sector overview

Scripts/Indexes	OI Change	Volume Change (%)	Price Change	Remark
Auto	1422300	-13.4%	-0.9%	Short Buildup
Auto Ancillaries	-497650	1.0%	0.0%	Long Unwinding
PSU Banks	-852725	28.7%	-1.8%	Long Unwinding
Private Banks	6402900	-0.6%	-1.8%	Short Buildup
Capital goods	56700	-25.1%	-1.7%	Short Buildup
Cement	-852424	-12.5%	-1.3%	Long Unwinding
Fertilizers	-872400	-4.2%	-2.5%	Long Unwinding
FMCG	-366800	-8.2%	-0.8%	Long Unwinding
IT	784650	18.3%	-2.3%	Short Buildup
Real Estate	-1259150	59.5%	-1.7%	Long Unwinding

### Sector overview

Scripts/Indexes	OI Change	Volume Change (%)	Price Change	Remark
Infrastructure	3469500	111.6%	-2.9%	Short Buildup
Media	-810000	18.6%	-2.7%	Long Unwinding
Metals	-14572600	59.9%	-0.1%	Long Unwinding
NBFC	-875665	2.3%	-2.1%	Long Unwinding
Oil & Gas	-780375	64.4%	0.5%	Short Covering
Pharma	64050	-26.6%	-1.5%	Short Buildup
Power	347925	-11.3%	-1.1%	Short Buildup
Textile	-163980	-35.0%	-1.9%	Long Unwinding
Telecom	1375150	-23.1%	1.1%	Long Buildup

### Change in sector open interest



E-mail: [smc.care@smcindiaonline.com](mailto:smc.care@smcindiaonline.com)



**Corporate Office:**

11/6B, Shanti Chamber,  
Pusa Road, New Delhi - 110005  
Tel: +91-11-30111000  
[www.smcindiaonline.com](http://www.smcindiaonline.com)

**Mumbai Office:**

Lotus Corporate Park, A Wing 401 / 402, 4th Floor,  
Graham Firth Steel Compound, Off Western  
Express Highway, Jay Coach Signal, Goreagon  
(East) Mumbai - 400063  
Tel: 91-22-67341600, Fax: 91-22-67341697

**Kolkata Office:**

18, Rabindra Sarani, Poddar Court, Gate No-4,  
5th Floor, Kolkata - 700001  
Tel.: 033 6612 7000/033 4058 7000  
Fax: 033 6612 7004/033 4058 7004

Investments in securities market are subject to market risks, read all the related documents carefully before investing. Registration granted by SEBI and certification from NISM in no way guarantee performance of the intermediary or provide any assurance of returns to investors. The securities quoted are for illustration only and are not recommendatory. SMC is a SEBI registered Research Analyst having registration number INH100001849. CIN : L74899DL1994PLC063609.

SMC Global Securities Ltd. (hereinafter referred to as "SMC") is regulated by the Securities and Exchange Board of India ("SEBI") and is licensed to carry on the business of broking, depository services and related activities. SMC is a registered member of National Stock Exchange of India Limited, Bombay Stock Exchange Limited, MSEI (Metropolitan Stock Exchange of India Ltd) and M/s SMC Comtrade Ltd is a registered member of National Commodity and Derivative Exchange Limited and Multi Commodity Exchanges of India and other commodity exchanges in India. SMC is also registered as a Depository Participant with CDSL and NSDL. SMC's other associates are registered as Merchant Bankers, Portfolio Managers, NBFC with SEBI and Reserve Bank of India. It also has registration with AMFI as a Mutual Fund Distributor.

SMC is a SEBI registered Research Analyst having registration number INH100001849. SMC or its associates has not been debarred/ suspended by SEBI or any other regulatory authority for accessing /dealing in securities market. SMC or its associates or its Research Analyst or his relatives do not hold any financial interest in the subject company interest at the time of publication of this Report. SMC or its associates or its Research Analyst or his relatives do not hold any actual/beneficial ownership of more than 1% (one percent) in the subject company, at the end of the month immediately preceding the date of publication of this Report. SMC or its associates its Research Analyst or his relatives does not have any material conflict of interest at the time of publication of this Report.

SMC or its associates/analyst has not received any compensation from the subject company covered by the Research Analyst during the past twelve months. The subject company has not been a client of SMC during the past twelve months. SMC or its associates has not received any compensation or other benefits from the subject company covered by analyst or third party in connection with the present Research Report. The Research Analyst has not served as an officer, director or employee of the subject company covered by him/her and SMC has not been engaged in the market making activity for the subject company covered by the Research Analyst in this report.

The views expressed by the Research Analyst in this Report are based solely on information available publicly available/internal data/ other reliable sources believed to be true. SMC does not represent/ provide any warranty expressly or impliedly to the accuracy, contents or views expressed herein and investors are advised to independently evaluate the market conditions/risks involved before making any investment decision. The research analysts who have prepared this Report hereby certify that the views /opinions expressed in this Report are their personal independent views/opinions in respect of the subject company.

**Disclaimer:** This Research Report is for the personal information of the authorized recipient and doesn't construe to be any investment, legal or taxation advice to the investor. It is only for private circulation and use. The Research Report is based upon information that we consider reliable, but we do not represent that it is accurate or complete, and it should not be relied upon as such. No action is solicited on the basis of the contents of this Research Report. The Research Report should not be reproduced or redistributed to any other person(s) in any form without prior written permission of the SMC. The contents of this material are general and are neither comprehensive nor inclusive. Neither SMC nor any of its affiliates, associates, representatives, directors or employees shall be responsible for any loss or damage that may arise to any person due to any action taken on the basis of this Research Report. It does not constitute personal recommendations or take into account the particular investment objectives, financial situations or needs of an individual client or a corporate/s or any entity/s. All investments involve risk and past performance doesn't guarantee future results. The value of, and income from investments may vary because of the changes in the macro and micro factors given at a certain period of time. The person should use his/her own judgment while taking investment decisions. Please note that SMC its affiliates, Research Analyst, officers, directors, and employees, including persons involved in the preparation or issuance of this Research Report: (a) from time to time, may have long or short positions in, and buy or sell the securities thereof, of the subject company(ies) mentioned here in; or (b) be engaged in any other transaction involving such securities and earn brokerage or other compensation or act as a market maker in the financial instruments of the subject company(ies) discussed herein or may perform or seek to perform investment banking services for such company(ies) or act as advisor or lender/borrower to such subject company(ies); or (c) may have any other potential conflict of interest with respect to any recommendation and related information and opinions. All disputes shall be subject to the exclusive jurisdiction of Delhi High court.